

IMC S.A.

ISIN: LU0607203980

WKN: -

Overview

2024/07/26 08:04:02

Price
2.68 EURDifference  9.39% (0.23)

General attributes

ISIN	LU0607203980
Symbol	IMC
Exchange	Munich
Currency	EUR
Sector	Consumer Products
Security type	Stock
Market cap (m)	100 EUR
Benchmark	EURO STOXX 50

Market data

Bid (Bid size)	-
Ask (Ask size)	-
Open	2.68 EUR
High	2.68 EUR
Low	2.68 EUR
Close (prev. day)	2.45 EUR
VWAP	2.45 EUR
Volume (pcs)	0
Trading volume	0.00
Number of trades	2
Last size	0

Futures and Options







Related Futures	-
Related Options	-

5y



Information about previous performance does not guarantee future performance.
Source: FactSet

Recent research

on sector		on market	
Date		Headline	Download
2024/07/26		Equity Weekly	
2024/07/24		Global Equity Ratings	
2024/07/24		Aktienempfehlungen Global	
2024/07/15		Aktienempfehlungen Global	
2024/07/12		Equity Weekly	

Details

2024/07/26 08:04:02

Price

2.68 EUR

 Difference ▲ 9.39% (0.23)

General attributes

ISIN	LU0607203980
Symbol	IMC
Exchange	Munich
Currency	EUR
Sector	Consumer Products
Security type	Stock
Market cap (m)	100 EUR
Benchmark	EURO STOXX 50

Market data

Bid (Bid size)	-
Ask (Ask size)	-
Open	2.68 EUR
High	2.68 EUR
Low	2.68 EUR
Close (prev. day)	2.45 EUR
VWAP	2.45 EUR
Volume (pcs)	0
Trading volume	0.00
Number of trades	2
Last size	0

Performance and Risk

	6m	1y	3y
Perf (%)	+27.62%	-24.72%	-52.65%
Perf (abs.)	+0.58	-0.88	-2.98
Beta	-0.37	-0.01	0.91
Volatility	54.10	53.92	50.72

5y



Information about previous performance does not guarantee future performance.
Source: FactSet

Price data

Ø price 5 days Ø volume 5 days (pcs.)	2.50 EUR (0)
Ø price 30 days Ø volume 30 days (pcs.)	2.36 EUR (33)
Ø price 100 days Ø volume 100 days (pcs.)	2.21 EUR (16)
Ø price 250 days Ø volume 250 days (pcs.)	2.42 EUR (37)
YTD High date	2.68 EUR (2024/07/26)
YTD Low date	1.76 EUR (2024/01/24)
52 Weeks High date	3.79 EUR (2023/07/28)
52 Weeks Low date	1.76 EUR (2024/01/24)

All listings for IMC S.A.

Exchange 📍	Date	Time	Price	Trading volume (mio.)	Number of trades
Stuttgart	2024/07/26	08:20	2.54 EUR	0.00	3
Munich	2024/07/26	08:04	2.68 EUR	0.00	2
London Stock Exchange	2020/04/08	12:03	10.90 PLN	0.03	3
Frankfurt	2024/07/26	08:03	2.68 EUR	0.00	2
Berlin	2024/07/26	08:04	2.68 EUR	0.00	3

Company profile

Company Logo



Company Profile

-

Contact Details

IMC S.A.

--

Telefon: -

Fax: -

E-mail: -