

CROMWELL PROPERTY GROUP NPV (STAPLED UNITS)

ISIN: **AU000000CMW8** WKN: **CMW**

Overview

2024/07/18 08:11:08

Price
0.2548 EUR**Difference**  0.00% (0.00)

General attributes

ISIN	AU000000CMW8
Symbol	CMW
Exchange	Munich
Currency	EUR
Sector	Other
Security type	Stock
Market cap (m)	0
Benchmark	ASX ALL ORDINARIES INDEX

Market data

Bid (Bid size)	0.2434 EUR (8,000)
Ask (Ask size)	0.2715 EUR (8,000)
Open	0.2548 EUR
High	0.2548 EUR
Low	0.2548 EUR
Close (prev. day)	0.2548 EUR
VWAP	0.2447 EUR
Volume (pcs)	0
Trading volume	0.00
Number of trades	2
Last size	0

Futures and Options







Related Futures	-
Related Options	-

5y



Information about previous performance does not guarantee future performance.
Source: FactSet

Recent research

on sector			
Date		Headline	Download
2024/07/15		Aktienempfehlungen Global	
2024/07/12		Global Equity Ratings	
2024/07/09		Aktienempfehlungen Österreich	
2024/07/05		Equity Weekly	
2024/06/24		Aktienempfehlungen Österreich	

Details

2024/07/18 08:11:08

Price

0.2548 EUR

Difference ↔ 0.00% (0.00)

General attributes

ISIN	AU000000CMW8
Symbol	CMW
Exchange	Munich
Currency	EUR
Sector	Other
Security type	Stock
Market cap (m)	0
Benchmark	ASX ALL ORDINARIES INDEX

Market data

Bid (Bid size)	0.2434 EUR (8,000)
Ask (Ask size)	0.2715 EUR (8,000)
Open	0.2548 EUR
High	0.2548 EUR
Low	0.2548 EUR
Close (prev. day)	0.2548 EUR
VWAP	0.2447 EUR
Volume (pcs)	0
Trading volume	0.00
Number of trades	2
Last size	0

Performance and Risk

	6m	1y	3y
Perf (%)	+0.39%	-23.85%	-54.83%
Perf (abs.)	+0.00	-0.08	-0.31
Beta	1.00	1.35	0.99
Volatility	14.19	25.68	18.78

5y



Information about previous performance does not guarantee future performance.
Source: FactSet

Price data

Ø price 5 days Ø volume 5 days (pcs.)	0.2548 EUR (0)
Ø price 30 days Ø volume 30 days (pcs.)	0.2620 EUR (0)
Ø price 100 days Ø volume 100 days (pcs.)	0.2573 EUR (70)
Ø price 250 days Ø volume 250 days (pcs.)	0.2577 EUR (40)
YTD High date	0.2750 EUR (2024/05/23)
YTD Low date	0.2413 EUR (2024/01/18)
52 Weeks High date	0.3346 EUR (2023/07/18)
52 Weeks Low date	0.2042 EUR (2023/10/31)

Arbitrage views

Exchange ⊕	Date	Time	Price	Trading volume (mio.)	Number of trades
Tradegate	2024/07/17	22:02	0.2599 EUR	0.00	1
Munich	2024/07/18	08:11	0.2548 EUR	0.00	2
Frankfurt	2024/07/18	08:00	0.2432 EUR	0.00	1
FINRA other OTC Issues	2024/04/15	15:30	0.28 USD	0.00	1
Berlin	2024/	09:35	0.2573 EUR	0.00	2

	07/18					
Australian Securities Exchange	2024/07/18	08:10	0.415 AUD	0.39		949

Company profile

Company Logo

Company Profile

Contact Details

CROMWELL CORP

--

Telefon: -

Fax: -

E-mail: -