

ACOMO NV

ISIN: NL0000313286

WKN: 000031328

Overview

2024/09/13 08:12:08

Price
17.14 EURDifference  -1.27% (-0.22)

General attributes

ISIN	NL0000313286
Symbol	ACOMO
Exchange	Frankfurt
Currency	EUR
Sector	Consumer Products
Security type	Stock
Market cap (m)	509 EUR
Benchmark	AMSTERDAM EXCHANGES INDEX

Market data

Bid (Bid size)	-
Ask (Ask size)	-
Open	17.14 EUR
High	17.14 EUR
Low	17.14 EUR
Close (prev. day)	17.36 EUR
VWAP	17.26 EUR
Volume (pcs)	0
Trading volume	0.00
Number of trades	2
Last size	0

Futures and Options











Related Futures	-
Related Options	-

5y



Information about previous performance does not guarantee future performance.
Source: FactSet

Recent research

on sector		on market	
Date		Headline	Download
2024/09/11		Global Equity Ratings	
2024/09/11		Aktienempfehlungen Global	
2024/09/09		Aktienempfehlungen Österreich	
2024/09/05		Global Equity Ratings	
2024/09/05		Aktienempfehlungen Global	

Details

2024/09/13 08:12:08

Price

17.14 EUR

Difference 📉 -1.27% (-0.22)

General attributes

ISIN	NL0000313286
Symbol	ACOMO
Exchange	Frankfurt
Currency	EUR
Sector	Consumer Products
Security type	Stock
Market cap (m)	509 EUR
Benchmark	AMSTERDAM EXCHANGES INDEX

Market data

Bid (Bid size)	-
Ask (Ask size)	-
Open	17.14 EUR
High	17.14 EUR
Low	17.14 EUR
Close (prev. day)	17.36 EUR
VWAP	17.26 EUR
Volume (pcs)	0
Trading volume	0.00
Number of trades	2
Last size	0

Performance and Risk

	6m	1y	3y
Perf (%)	-1.83%	-13.08%	-27.06%
Perf (abs.)	-0.32	-2.58	-6.36
Beta	-	-	-
Volatility	18.32	18.32	20.90

5y



Information about previous performance does not guarantee future performance.
Source: FactSet

Price data

Ø price 5 days Ø volume 5 days (pcs.)	17.25 EUR (2)
Ø price 30 days Ø volume 30 days (pcs.)	17.35 EUR (49)
Ø price 100 days Ø volume 100 days (pcs.)	17.43 EUR (40)
Ø price 250 days Ø volume 250 days (pcs.)	17.77 EUR (30)
YTD High date	18.24 EUR (2024/02/20)
YTD Low date	16.32 EUR (2024/08/06)
52 Weeks High date	19.90 EUR (2023/10/10)
52 Weeks Low date	16.32 EUR (2024/08/06)

All listings for ACOMO NV

Exchange	Date	Time	Price	Trading volume (mio.)	Number of trades
Tradegate	2024/09/13	22:26	17.22 EUR	0.01	17
Stuttgart	2024/09/13	15:28	17.12 EUR	0.00	10
Munich	2024/09/13	08:19	17.24 EUR	0.00	2
London Stock Exchange	2023/01/19	17:17	20.00 EUR	0.01	9
Frankfurt	2024/09/13	08:12	17.14 EUR	0.00	2

	13						
FINRA other OTC Issues	2024/09/13	20:42	18.91 USD	0.01		2	
Euronext Amsterdam	2024/09/13	17:35	17.22 EUR	0.18		116	
Duesseldorf	2024/09/13	08:11	17.16 EUR	0.00		3	
Berlin	2024/09/13	08:12	17.14 EUR	0.00		3	

Company profile

Company Logo



Contact Details

ACOMO NV

--

World Trade Center, Beursplein 37 - 3011
AA Rotterdam

Telefon: +31-10-405-11-95

Fax: +

E-mail: info@acomonl

Company Profile

-

Members of Management Board

Allard Goldschmeding	Member of Executive Committee
-------------------------	----------------------------------

Board of directors

Bernard Stuivinga	Chairman of Supervisory Board
----------------------	----------------------------------

J. Niessen	Member of Supervisory Board
------------	--------------------------------

Machtelt Groothuis	Member of Supervisory Board
-----------------------	--------------------------------

Victoria Vandeputte	Member of Supervisory Board
------------------------	--------------------------------

Yoav Gottesmann	Member of Supervisory Board
--------------------	--------------------------------