

OMX STOCKHOLM 30 INDEX

ISIN: **SE0000337842** WKN: -

Overview

2024/08/16 15:36:05

Price

2,528.9420

SEK

Difference ▲ 0.24% (6.13)

General attributes

ISIN	SE0000337842
Symbol	-
Country	Sweden
Instruments in index	30
Type of index	-
Security type	Index

Top 5

Name	Price	+ - (%)	Trend
SINCH AB	28.31	+6.11	▲
NIBE INDUS...	49.34	+4.11	▲
ELECTROLUX...	95.46	+2.49	▲
HENNES & M...	161.15	+1.00	▲
ESSITY AB ...	298.90	+0.95	↔

Intraday 1w 1m 6m 1y 3y

Flop 5

Name	Price	+ - (%)	Trend
SAMHALLSBY...	5.933	-4.00	▼
BOLIDEN AB	302.40	-0.85	↔
SKF AB SER...	190.25	-0.44	↔
VOLVO AB S...	262.50	-0.42	↔
SVENSKA CE...	137.85	-0.40	↔

Intraday 1w 1m 6m 1y 3y



More information on countries &



Information about previous performance does not guarantee future performance. Source: FactSet

Recent research

on market		
Date	Headline	Download
2024/08/12	Global Equity Ratings	Download
2024/08/12	Aktienempfehlungen Global	Download
2024/08/12	Marktkommentar	Download
2024/07/26	Equity Weekly	Download
2024/07/24	Global Equity Ratings	Download

regions

➤ [Markets by Region](#)

Details

2024/08/16 15:36:05

Price

2,528.9420

SEK

Difference



0.24% (6.13)

General attributes

ISIN SE0000337842

Symbol -

Country Sweden

Security type Index

Instruments in index 30

Market data

Open 2,528.7111 SEK

High 2,539.8324 SEK

Low 2,524.6673 SEK

Close (prev. day) 2,522.8123 SEK

Trading volume (m) -

Volume (pcs) -

Performance and Risk

	6m	1y	3y
Perf (%)	+5.77%	+15.80%	+4.81%
Perf (abs.)	+137.57	+344.31	+115.77
Beta	-	-	-
Volatility	13.40	12.99	17.29






5y

Information about previous performance does not guarantee future performance.
Source: FactSet

Price data

Ø price 5 days Ø volume 5 days (pcs.)	2,481.8899 SEK (0)
Ø price 30 days Ø volume 30 days (pcs.)	2,540.3358 SEK (0)
Ø price 100 days Ø volume 100 days (pcs.)	2,559.2415 SEK (0)
Ø price 250 days Ø volume 250 days (pcs.)	2,389.2083 SEK (0)
YTD High date	2,648.1991 SEK (2024/05/23)
YTD Low date	2,285.8717 SEK (2024/01/17)
52 Weeks High date	2,648.1991 SEK (2024/05/23)
52 Weeks Low date	2,036.8798 SEK (2023/10/26)

Composition

Name  ISIN	Price	Diff %  Diff +/-	Performance 	Date Time	Turnover Pc.  Turnover Money 
ABB LTD CH0012221716	571.20	0.18% 1.00		24/08/16 15:36:03	344,039 196,769,579.00
ALFA LAVAL AB SE0000695876	453.60	-0.40% -1.80		24/08/16 15:35:58	136,986 62,318,386.65
ASSA ABLOY AB SER. B SE0007100581	311.30	-0.06% -0.20		24/08/16 15:35:52	481,621 150,208,547.35
ASTRAZENECA PLC GB0009895292	1,778.50	-0.34% -6.00		24/08/16 15:36:02	101,245 180,979,276.00
ATLAS COPCO AB SER. A SE0017486889	182.80	0.30% 0.55		24/08/16 15:36:03	1,038,543 189,839,805.56
ATLAS COPCO AB SER. B SE0017486897	160.60	-0.25% -0.40		24/08/16 15:35:55	753,470 121,362,208.53
BOLIDEN AB SE0020050417	302.40	-0.85% -2.60		24/08/16 15:35:52	493,672 150,004,427.45
ELECTROLUX AB SER. B SE0016589188	95.46	2.49% 2.32		24/08/16 15:35:59	1,183,538 112,219,293.94
ERICSSON(LM)TEL SE0000108656	73.90	0.74% 0.54		24/08/16 15:35:55	2,201,594 162,402,576.54
ESSITY AB SER'B'NPV SE0009922164	298.90	0.95% 2.80		24/08/16 15:35:59	415,621 123,816,252.30
EVOLUTION AB SE0012673267	1,034.50	0.88% 9.00		24/08/16 15:35:59	186,459 192,929,758.25
GETINGE AB SER. B SE0000202624	204.30	0.64% 1.30		24/08/16 15:35:06	499,603 101,910,393.90
HENNES & MAURITZ AB 'B' SE0000106270	161.15	1.00% 1.60		24/08/16 15:36:05	986,301 158,788,560.38
HEXAGON AB SER. B SE0015961909	103.10	0.10% 0.10		24/08/16 15:36:02	1,057,235 108,996,574.83
INVESTOR AB SER. B SE0015811963	295.35	0.49% 1.45		24/08/16 15:35:58	1,328,346 391,840,936.21
KINNEVIK AB CLASS 'B' SE0022060521	80.83	-0.33% -0.27		24/08/16 15:35:24	284,822 23,158,640.60
NIBE INDUSTRIER AB SER. B SE0015988019	49.34	4.11% 1.95		24/08/16 15:36:02	26,565,917 1,359,553,403.60
NORDEA BANK ABP FI4000297767	119.90	-0.37% -0.45		24/08/16 15:36:02	1,535,352 184,499,344.87
SAAB AB SER. B SE0021921269	257.25	-0.02% -0.05		24/08/16 15:36:03	843,739 217,505,351.38
SAMHALLSBYGGNADSBOLAGET I... SE0009554454	5.933	-4.00% -0.25		24/08/16 15:35:59	20,619,380 124,377,873.90
SANDVIK AB SE0000667891	208.60	-0.38% -0.80		24/08/16 15:35:58	579,710 121,303,965.10
SINCH AB SE0016101844	28.32	6.15% 1.64		24/08/16 15:36:05	4,779,102 133,068,947.22
SKANDINAVISKA ENSKILDA BA... SE0000148884	154.95	0.49% 0.75		24/08/16 15:35:58	931,068 144,450,837.01
SKF AB SER. B SE0000108227	190.25	-0.44% -0.85		24/08/16 15:35:58	219,216 41,840,266.47
SVENSKA CELLULOSA AB SCA ... SE0000112724	137.90	-0.36% -0.50		24/08/16 15:36:05	507,980 70,407,607.64

SVENSKA HANDELSBANKEN AB ... SE0007100599	103.40	-0.05% -0.05		24/08/16 15:35:58	1,377,578 142,637,266.96
SWEDBANK AB SER A SE0000242455	212.60	0.28% 0.60		24/08/16 15:35:58	720,623 153,265,796.05
TELE2 AB SER. B SE0005190238	111.05	0.73% 0.80		24/08/16 15:35:43	474,779 52,495,081.86
TELIA CO. AB SE0000667925	31.25	0.51% 0.16		24/08/16 15:35:44	2,752,843 85,867,350.50
VOLVO AB SER. B SE0000115446	262.50	-0.42% -1.10		24/08/16 15:35:55	819,127 216,081,122.30