

OMX STOCKHOLM 30 INDEX

ISIN: SE0000337842 WKN: -

Overview

| | |
|---------------------------|--|
| 2024/07/26 17:35:00 | |
| Price | 2,578.7488 |
| SEK | |
| Difference | ▲ 0.64% (16.38) |
| General attributes | |
| ISIN | SE0000337842 |
| Symbol | - |
| Country | Sweden |
| Instruments in index | 30 |
| Type of index | - |
| Security type | Index |
| Market data | |
| Open | 2,553.5632 SEK |
| High | 2,582.1902 SEK |
| Low | 2,553.2450 SEK |
| Close (prev. day) | 2,562.3724 SEK |
| Trading volume (m) | - |
| Volume (pcs) | - |



Information about previous performance does not guarantee future performance.
Source: FactSet

Top 5

| Name | Price | + - (%) | Trend |
|----------------|-----------|---------|--------------------------------------|
| ASSA ABLOY... | 318.60 | +2.18 | ▲ |
| KINNEVIK A... | 89.09 | +2.03 | ▲ |
| ABB LTD | 48.22 | +1.83 | ▲ |
| EVOLUTION ... | 1,033.00 | +1.82 | ▲ |
| ASTRAZENECA... | 12,180.00 | +1.80 | ▲ |

Intraday 1w 1m 6m 1y 3y

Flop 5

| Name | Price | + - (%) | Trend |
|---------------|--------|---------|-------------------------------------|
| SVENSKA CE... | 144.20 | -5.29 | ▼ |
| HEXAGON AB... | 107.25 | -3.29 | ▼ |
| NIBE INDUS... | 45.93 | -1.71 | ▼ |
| GETINGE AB... | 208.80 | -0.19 | ↔ |

Intraday 1w 1m 6m 1y 3y

Recent research

| Date | Headline | Download |
|------------|---------------------------|--------------------------|
| 2024/07/26 | Equity Weekly | Download |
| 2024/07/24 | Global Equity Ratings | Download |
| 2024/07/24 | Aktienempfehlungen Global | Download |
| 2024/07/15 | Aktienempfehlungen Global | Download |
| 2024/07/12 | Global Equity Ratings | Download |

Futures and Options

Related Futures 16

Related Options -

Details

2024/07/26 17:35:00

Price

2,578.7488

SEK

Difference



0.64% (16.38)

General attributes

ISIN SE0000337842

Symbol -

Country Sweden

Security type Index

Instruments in index 30

Market data

Open 2,553.5632 SEK

High 2,582.1902 SEK

Low 2,553.2450 SEK

Close (prev. day) 2,562.3724 SEK

Trading volume (m) -

Volume (pcs) -

Performance and Risk

| | 6m | 1y | 3y |
|-------------|---------|---------|---------|
| Perf (%) | +8.80% | +15.37% | +8.00% |
| Perf (abs.) | +208.62 | +343.52 | +191.09 |
| Beta | - | - | - |
| Volatility | 11.53 | 12.14 | 17.06 |

































Information about previous performance does not guarantee future performance.

Source: FactSet

Price data

| | |
|---|-----------------------------|
| Ø price 5 days Ø volume 5 days (pcs.) | 2,580.3890 SEK (0) |
| Ø price 30 days Ø volume 30 days (pcs.) | 2,575.1680 SEK (0) |
| Ø price 100 days Ø volume 100 days (pcs.) | 2,560.8678 SEK (0) |
| Ø price 250 days Ø volume 250 days (pcs.) | 2,371.8168 SEK (0) |
| YTD High date | 2,648.1991 SEK (2024/05/23) |
| YTD Low date | 2,285.8717 SEK (2024/01/17) |
| 52 Weeks High date | 2,648.1991 SEK (2024/05/23) |
| 52 Weeks Low date | 2,036.8798 SEK (2023/10/26) |

Composition

| Name  ISIN | Price | Diff %  Diff +/- | Performance  | Date Time | Turnover Pc.  Turnover Money  |
|--|----------|--|---|----------------------|--|
| ABB LTD CH0012221716 | 589.80 | 1.83% 10.60 |  | 24/07/26 18:00:00 | 299,821 175,665,067.10 |
| ALFA LAVAL AB SE0000695876 | 471.00 | 0.51% 2.40 |  | 24/07/26 18:00:00 | 399,898 188,347,347.30 |
| ASSA ABLOY AB SER. B SE0007100581 | 318.60 | 2.18% 6.80 |  | 24/07/26 18:00:00 | 1,050,454 333,682,900.05 |
| ASTRAZENECA PLC GB0009895292 | 1,697.50 | 1.80% 30.00 |  | 24/07/26 18:00:00 | 187,122 317,777,514.75 |
| ATLAS COPCO AB SER. A SE0017486889 | 184.40 | 0.68% 1.25 |  | 24/07/26 18:00:00 | 2,593,216 477,931,077.11 |
| ATLAS COPCO AB SER. B SE0017486897 | 161.65 | 1.48% 2.35 |  | 24/07/26 18:00:00 | 1,418,539 228,737,664.46 |
| BOLIDEN AB SE0020050417 | 321.00 | 0.60% 1.90 |  | 24/07/26 18:00:00 | 744,085 239,423,355.85 |
| ELECTROLUX AB SER. B SE0016589188 | 95.88 | 0.67% 0.64 |  | 24/07/26 18:00:00 | 1,192,109 114,406,091.24 |
| ERICSSON(LM)TEL SE0000108656 | 71.82 | 0.87% 0.62 |  | 24/07/26 18:00:00 | 3,954,801 283,281,515.50 |
| ESSITY AB SER'B'NPV SE0009922164 | 305.70 | 0.69% 2.10 |  | 24/07/26 18:00:00 | 1,313,093 400,910,914.50 |
| EVOLUTION AB SE0012673267 | 1,033.00 | 1.82% 18.50 |  | 24/07/26 18:00:00 | 529,732 544,542,628.50 |
| GETINGE AB SER. B SE0000202624 | 208.80 | -0.19% -0.40 |  | 24/07/26 18:00:00 | 371,638 77,595,757.40 |
| HENNES & MAURITZ AB 'B' SE0000106270 | 165.95 | 0.21% 0.35 |  | 24/07/26 18:00:00 | 1,544,528 256,276,955.03 |
| HEXAGON AB SER. B SE0015961909 | 107.25 | -3.29% -3.65 |  | 24/07/26 18:00:00 | 8,147,727 869,635,866.59 |
| INVESTOR AB SER. B SE0015811963 | 299.70 | 1.15% 3.40 |  | 24/07/26 18:00:00 | 1,953,612 583,763,411.18 |
| KINNEVIK AB CLASS 'B' SE0022060521 | 89.09 | 2.03% 1.77 |  | 24/07/26 18:00:00 | 1,372,179 122,162,872.11 |
| NIBE INDUSTRIER AB SER. B SE0015988019 | 45.93 | -1.71% -0.80 |  | 24/07/26 18:00:00 | 7,173,027 328,790,306.08 |
| NORDEA BANK ABP FI4000297767 | 125.05 | 0.36% 0.45 |  | 24/07/26 18:00:00 | 2,525,328 315,394,187.42 |
| SAAB AB SER. B SE0021921269 | 241.50 | 1.66% 3.95 |  | 24/07/26 18:00:00 | 1,261,069 303,057,121.70 |
| SAMHALLSBYGGNADSBOLAGET I... SE0009554454 | 6.538 | 0.99% 0.06 |  | 24/07/26 18:00:00 | 15,093,824 99,227,961.07 |
| SANDVIK AB SE0000667891 | 218.10 | 0.41% 0.90 |  | 24/07/26 18:00:00 | 1,185,655 258,650,926.75 |
| SINCH AB SE0016101844 | 28.54 | 0.11% 0.03 |  | 24/07/26 18:00:00 | 3,074,018 88,011,419.86 |
| SKANDINAVISKA ENSKILDA BA... SE0000148884 | 162.90 | 0.84% 1.35 |  | 24/07/26 18:00:00 | 1,587,294 258,325,257.61 |
| SKF AB SER. B SE0000108227 | 199.05 | 0.96% 1.90 |  | 24/07/26 18:00:00 | 1,276,885 253,802,761.26 |
| SVENSKA CELLULOSA AB SCA ... SE0000112724 | 144.20 | -5.29% -8.05 |  | 24/07/26 18:00:00 | 2,723,903 393,761,842.18 |

| | | | | | |
|--|--------|---------------|--|----------------------|-----------------------------|
| SVENSKA HANDELSBANKEN AB ... SE0007100599 | 107.45 | 0.70% 0.75 | | 24/07/26 18:00:00 | 2,370,509 254,187,520.42 |
| SWEDBANK AB SER A SE0000242455 | 226.20 | 0.67% 1.50 | | 24/07/26 18:00:00 | 1,486,664 335,028,144.00 |
| TELE2 AB SER. B SE0005190238 | 109.60 | 0.23% 0.25 | | 24/07/26 18:00:00 | 999,261 109,433,893.27 |
| TELIA CO. AB SE0000667925 | 31.99 | 0.09% 0.03 | | 24/07/26 18:00:00 | 6,673,620 212,883,305.74 |
| VOLVO AB SER. B SE0000115446 | 272.40 | 0.74% 2.00 | | 24/07/26 18:00:00 | 1,574,295 428,712,489.95 |