

OMX STOCKHOLM 30 INDEX

ISIN: **SE0000337842** WKN: -

Overview

2024/07/17 11:27:40

Price

2,589.8741

SEK

Difference 📉 **-0.91%** (-23.71)

General attributes

ISIN	SE0000337842
Symbol	-
Country	Sweden
Instruments in index	30
Type of index	-
Security type	Index

Top 5

Name	Price	+ - (%)	Trend
SVENSKA HA...	109.50	+7.30	📈
ERICSSON(L...	71.30	+0.51	📉
BOLIDEN AB	346.30	+0.32	📉

Intraday | 1w | 1m | 6m | 1y | 3y

Flop 5

Name	Price	+ - (%)	Trend
ATLAS COPC...	169.50	-2.22	📉
HEXAGON AB...	116.10	-2.19	📉
TELE2 AB S...	102.40	-2.15	📉
ATLAS COPC...	196.35	-2.12	📉
HENNES & M...	168.50	-1.84	📉

Intraday | 1w | 1m | 6m | 1y | 3y



More information on countries & regions

➤ Markets by Region



Information about previous performance does not guarantee future performance. Source: FactSet

Recent research

Date	Headline	Download
2024/07/15	Aktienempfehlungen Global	📄
2024/07/12	Global Equity Ratings	📄
2024/07/09	Political environment weighs on outlook	📄
2024/07/09	Politisches Umfeld belastet den Ausblick	📄
2024/07/03	Global Strategy 3Q 2024	📄

Details

2024/07/17 11:27:40

Price

2,589.8741

SEK

Difference 📉 -0.91% (-23.71)

General attributes

ISIN SE0000337842

Symbol -

Country Sweden

Security type Index

Instruments in index 30

Market data

Open 2,600.3207 SEK

High 2,602.7374 SEK

Low 2,586.8598 SEK

Close (prev. day) 2,613.5829 SEK

Trading volume (m) -

Volume (pcs) -

Performance and Risk

	6m	1y	3y
Perf (%)	+12.47%	+16.26%	+11.75%
Perf (abs.)	+289.80	+365.50	+274.78
Beta	-	-	-
Volatility	11.42	12.17	17.09







Information about previous performance does not guarantee future performance.

Source: FactSet

Price data

Ø price 5 days Ø volume 5 days (pcs.)	2,594.4316 SEK (0)
Ø price 30 days Ø volume 30 days (pcs.)	2,578.8846 SEK (0)
Ø price 100 days Ø volume 100 days (pcs.)	2,549.5580 SEK (0)
Ø price 250 days Ø volume 250 days (pcs.)	2,360.8974 SEK (0)
YTD High date	2,648.1991 SEK (2024/05/23)
YTD Low date	2,285.8717 SEK (2024/01/17)
52 Weeks High date	2,648.1991 SEK (2024/05/23)
52 Weeks Low date	2,036.8798 SEK (2023/10/26)

Composition

Name  ISIN	Price	Diff %  Diff +/-	Performance 	Date Time	Turnover Pc.  Turnover Money 
ABB LTD CH0012221716	607.20	-1.08% -6.60		24/07/17 11:27:27	253,734 154,768,124.20
ALFA LAVAL AB SE0000695876	460.00	-0.13% -0.60		24/07/17 11:27:22	91,556 42,080,159.30
ASSA ABLOY AB SER. B SE0007100581	308.30	-1.38% -4.30		24/07/17 11:27:39	801,373 248,653,315.95
ASTRAZENECA PLC GB0009895292	1,643.00	-1.08% -18.00		24/07/17 11:27:29	29,581 48,845,383.25
ATLAS COPCO AB SER. A SE0017486889	196.35	-2.12% -4.25		24/07/17 11:27:13	570,534 112,284,253.95
ATLAS COPCO AB SER. B SE0017486897	169.50	-2.22% -3.85		24/07/17 11:27:08	368,577 62,560,002.68
BOLIDEN AB SE0020050417	346.30	0.32% 1.10		24/07/17 11:25:22	201,920 69,500,987.80
ELECTROLUX AB SER. B SE0016589188	85.96	-0.51% -0.44		24/07/17 11:27:14	263,124 22,578,063.17
ERICSSON(LM)TEL SE0000108656	71.30	0.51% 0.36		24/07/17 11:27:17	1,381,511 98,573,070.77
ESSITY AB SER'B'NPV SE0009922164	277.80	-0.64% -1.80		24/07/17 11:27:28	106,916 29,673,650.80
EVOLUTION AB SE0012673267	1,151.50	-1.58% -18.50		24/07/17 11:27:40	87,592 101,361,834.25
GETINGE AB SER. B SE0000202624	184.45	-0.49% -0.90		24/07/17 11:27:33	101,989 18,812,013.48
HENNES & MAURITZ AB 'B' SE0000106270	168.50	-1.84% -3.15		24/07/17 11:27:35	801,011 135,489,308.48
HEXAGON AB SER. B SE0015961909	116.10	-2.19% -2.60		24/07/17 11:27:21	532,711 62,305,250.46
INVESTOR AB SER. B SE0015811963	293.55	-0.88% -2.60		24/07/17 11:27:35	778,389 228,687,267.20
KINNEVIK AB CLASS 'B' SE0022060521	89.60	-0.88% -0.80		24/07/17 11:27:21	209,694 18,784,202.95
NIBE INDUSTRIER AB SER. B SE0015988019	45.09	-0.70% -0.32		24/07/17 11:27:25	1,242,063 56,028,141.61
NORDEA BANK ABP FI4000297767	120.95	-0.41% -0.50		24/07/17 11:27:07	1,160,303 140,863,723.51
SAAB AB SER. B SE0021921269	266.40	-0.71% -1.90		24/07/17 11:27:25	374,587 99,757,299.75
SAMHALLSBYGGNADSBOLAGET I... SE0009554454	6.227	-1.46% -0.09		24/07/17 11:27:39	6,110,844 38,538,886.84
SANDVIK AB SE0000667891	215.70	-0.55% -1.20		24/07/17 11:27:28	267,142 57,394,720.95
SINCH AB SE0016101844	23.18	-0.47% -0.11		24/07/17 11:26:42	1,474,659 34,350,177.94
SKANDINAVISKA ENSKILDA BA... SE0000148884	158.75	-0.91% -1.45		24/07/17 11:27:13	701,649 111,881,127.88
SKF AB SER. B SE0000108227	212.50	-0.89% -1.90		24/07/17 11:24:25	174,352 37,008,510.90
SVENSKA CELLULOSA AB SCA ... SE0000112724	152.80	-1.39% -2.15		24/07/17 11:26:02	167,299 25,591,075.35

SVENSKA HANDELSBANKEN AB ... SE0007100599	109.50	7.30% 7.45		24/07/17 11:27:36	11,304,741 1,239,599,329.69
SWEDBANK AB SER A SE0000242455	213.60	-0.09% -0.20		24/07/17 11:27:17	605,350 129,149,233.85
TELE2 AB SER. B SE0005190238	102.40	-2.15% -2.25		24/07/17 11:27:34	2,134,634 216,562,498.26
TELIA CO. AB SE0000667925	28.26	-0.81% -0.23		24/07/17 11:26:25	2,465,046 69,838,620.73
VOLVO AB SER. B SE0000115446	270.70	-1.74% -4.80		24/07/17 11:27:18	1,980,612 531,053,899.00