

OMX STOCKHOLM 30 INDEX

ISIN: **SE0000337842** WKN: -

Overview

2024/05/07 17:35:00

Price

2,593.1716

SEK

Difference ▲ 1.15% (29.38)

General attributes

ISIN SE0000337842

Symbol -

Country Sweden

Instruments in index 30

Type of index -

Security type Index

Top 5

Name	Price	+ - (%)	Trend
SAMHALLSBY...	4.50	+3.78	▲
AUTOLIV IN...	1,360.40	+2.90	▲
NIBE INDUS...	53.84	+2.51	▲
ELECTROLUX...	98.38	+2.46	▲
SANDVIK AB	229.50	+2.41	▲

Intraday 1w 1m 6m 1y 3y

Flop 5

Name	Price	+ - (%)	Trend
SINCH AB	21.22	-15.15	▼
TELE2 AB S...	102.70	-0.87	▼
TELIA CO. ...	25.24	-0.16	▼

Intraday 1w 1m 6m 1y 3y



Information about previous performance does not guarantee future performance. Source: FactSet

Recent research

Date	Headline	Download
2024/04/26	Global Equity Ratings	Download
2024/04/26	Aktienempfehlungen Global	Download
2024/04/03	Global Equity Ratings	Download
2024/04/03	Aktienempfehlungen Global	Download
2024/03/26	Global Strategy 2Q 2024	Download

More information on countries & regions

➤ Markets by Region

Details

2024/05/07 17:35:00

Price

2,593.1716

SEK

Difference



1.15% (29.38)

General attributes

ISIN SE0000337842

Symbol -

Country Sweden

Security type Index

Instruments in index 30

Market data

Open 2,574.9415 SEK

High 2,593.1716 SEK

Low 2,561.8338 SEK

Close (prev. day) 2,563.7888 SEK

Trading volume (m) -

Volume (pcs) -

Performance and Risk

	6m	1y	3y
Perf (%)	+22.55%	+15.74%	+14.74%
Perf (abs.)	+477.11	+352.69	+333.04
Beta	-	-	-
Volatility	11.28	12.23	17.25









Information about previous performance does not guarantee future performance.

Source: FactSet

Price data

Ø price 5 days Ø volume 5 days (pcs.)	2,555.5616 SEK (0)
Ø price 30 days Ø volume 30 days (pcs.)	2,527.9243 SEK (0)
Ø price 100 days Ø volume 100 days (pcs.)	2,437.4975 SEK (0)
Ø price 250 days Ø volume 250 days (pcs.)	2,298.8741 SEK (0)
YTD High date	2,593.1716 SEK (2024/05/07)
YTD Low date	2,285.8717 SEK (2024/01/17)
52 Weeks High date	2,593.1716 SEK (2024/05/07)
52 Weeks Low date	2,036.8798 SEK (2023/10/26)

Composition

Name  ISIN	Price	Diff %  Diff +/-	Performance 	Date Time	Turnover Pc.  Turnover Money 
ABB LTD CH0012221716	547.00	0.92% 5.00		24/05/07 17:29:43	496,930 266,822,778.50
ALFA LAVAL AB SE0000695876	478.60	1.29% 6.10		24/05/07 17:29:42	519,529 247,100,914.05
ASSA ABLOY AB SER. B SE0007100581	304.40	1.47% 4.40		24/05/07 17:29:45	1,850,228 561,056,310.45
ASTRAZENECA PLC GB0009895292	1,647.00	0.80% 13.00		24/05/07 17:29:54	227,604 374,519,113.25
ATLAS COPCO AB SER. A SE0017486889	199.25	1.14% 2.25		24/05/07 17:29:41	3,721,710 739,328,489.55
ATLAS COPCO AB SER. B SE0017486897	172.25	1.23% 2.10		24/05/07 17:29:52	1,119,219 191,658,728.15
AUTOLIV INC. SDB SE0021309614	1,360.40	2.90% 38.40		24/05/07 17:29:53	81,977 109,993,995.00
BOLIDEN AB SE0020050417	362.20	0.08% 0.30		24/05/07 17:29:40	1,122,131 403,900,761.15
ELECTROLUX AB SER. B SE0016589188	98.38	2.46% 2.36		24/05/07 17:29:44	1,557,371 151,946,338.23
ERICSSON(LM)TEL SE0000108656	58.38	1.85% 1.06		24/05/07 17:29:51	6,608,599 383,996,040.10
ESSITY AB SER'B'NPV SE0009922164	277.40	0.14% 0.40		24/05/07 17:29:51	1,351,834 374,607,534.45
EVOLUTION AB SE0012673267	1,231.00	2.24% 27.00		24/05/07 17:29:33	292,567 357,599,670.50
GETINGE AB SER. B SE0000202624	235.40	1.25% 2.90		24/05/07 17:29:52	584,826 137,104,084.00
HENNES & MAURITZ AB 'B' SE0000106270	169.35	0.42% 0.70		24/05/07 17:29:48	1,372,283 232,501,732.57
HEXAGON AB SER. B SE0015961909	120.60	1.60% 1.90		24/05/07 17:29:54	3,327,152 398,811,880.70
INVESTOR AB SER. B SE0015811963	280.00	1.32% 3.65		24/05/07 17:29:39	3,069,271 854,658,377.46
KINNEVIK AB CLASS 'B' SE0015810247	121.75	1.46% 1.75		24/05/07 17:29:44	1,020,387 124,442,385.25
NIBE INDUSTRIER AB SER. B SE0015988019	53.84	2.51% 1.32		24/05/07 17:29:32	4,349,313 233,334,805.63
NORDEA BANK ABP FI4000297767	131.05	1.35% 1.75		24/05/07 17:29:52	3,398,757 443,822,000.44
SAMHALLSBYGGNADSBOLAGET I... SE0009554454	4.50	3.78% 0.16		24/05/07 17:29:38	46,905,115 214,189,735.02
SANDVIK AB SE0000667891	229.50	2.41% 5.40		24/05/07 17:29:41	2,941,003 671,481,688.95
SINCH AB SE0016101844	21.22	-15.15% -3.79		24/05/07 17:29:56	31,049,329 678,572,988.38
SKANDINAVISKA ENSKILDA BA... SE0000148884	151.65	1.13% 1.70		24/05/07 17:29:48	2,549,654 385,459,888.10
SKF AB SER. B SE0000108227	238.80	1.88% 4.40		24/05/07 17:29:35	1,123,070 267,181,275.20
SVENSKA CELLULOSA AB SCA ... SE0000112724	165.15	1.47% 2.40		24/05/07 17:29:57	938,058 152,224,458.48

SVENSKA HANDELSBANKEN AB ... SE0007100599	97.90	0.10% 0.10		24/05/07 17:29:41	5,383,571 525,210,951.28
SWEDBANK AB SER A SE0000242455	219.00	0.74% 1.60		24/05/07 17:29:46	1,651,945 359,940,051.65
TELE2 AB SER. B SE0005190238	102.70	-0.87% -0.90		24/05/07 17:29:54	2,817,416 290,494,234.51
TELIA CO. AB SE0000667925	25.24	-0.16% -0.04		24/05/07 17:29:48	6,734,133 170,244,147.02
VOLVO AB SER. B SE0000115446	277.70	1.09% 3.00		24/05/07 17:29:51	2,901,931 802,089,627.25