

OMX STOCKHOLM 30 INDEX

ISIN: SE0000337842 WKN: -

Overview

2024/04/26 17:35:00

Price

2,557.6950

SEK

Difference ▲ 1.28% (32.30)

General attributes

ISIN	SE0000337842
Symbol	-
Country	Sweden
Instruments in index	30
Type of index	-
Security type	Index

Top 5

Name	Price	+ - (%)	Trend
ELECTROLUX...	95.46	+6.49	▲
SINCH AB	26.39	+5.73	▲
AUTOLIV IN...	1,325.00	+5.33	▲
KINNEVIK A...	116.95	+4.19	▲
NIBE INDUS...	51.54	+2.75	▲

Intraday 1w 1m 6m 1y 3y

Flop 5

Name	Price	+ - (%)	Trend
HEXAGON AB...	120.20	-1.52	▼
TELIA CO. ...	25.65	-0.97	▼
SWEDBANK A...	209.40	-0.29	▼
SVENSKA CE...	158.70	-0.13	▼
SVENSKA HA...	96.42	-0.02	▼

Intraday 1w 1m 6m 1y 3y



Information about previous performance does not guarantee future performance. Source: FactSet

Recent research

Date	Headline	Download
2024/04/26	Global Equity Ratings	Download
2024/04/26	Aktienempfehlungen Global	Download
2024/04/03	Global Equity Ratings	Download
2024/04/03	Aktienempfehlungen Global	Download
2024/03/26	Global Strategy 2Q 2024	Download

More information on countries & regions

➤ Markets by Region

Details

2024/04/26 17:35:00

Price

2,557.6950

SEK

Difference



1.28% (32.30)

General attributes

ISIN SE0000337842

Symbol -

Country Sweden

Security type Index

Instruments in index 30

Market data

Open 2,536.3225 SEK

High 2,565.1884 SEK

Low 2,534.0383 SEK

Close (prev. day) 2,525.3989 SEK

Trading volume (m) -

Volume (pcs) -

Performance and Risk

	6m	1y	3y
Perf (%)	+23.89%	+14.18%	+13.96%
Perf (abs.)	+493.14	+317.61	+313.34
Beta	-	-	-
Volatility	11.20	12.19	17.30












Information about previous performance does not guarantee future performance.
Source: FactSet

Price data

Ø price 5 days Ø volume 5 days (pcs.)	2,536.8084 SEK (0)
Ø price 30 days Ø volume 30 days (pcs.)	2,521.3612 SEK (0)
Ø price 100 days Ø volume 100 days (pcs.)	2,420.5270 SEK (0)
Ø price 250 days Ø volume 250 days (pcs.)	2,290.7315 SEK (0)
YTD High date	2,565.1884 SEK (2024/04/26)
YTD Low date	2,285.8717 SEK (2024/01/17)
52 Weeks High date	2,565.1884 SEK (2024/04/26)
52 Weeks Low date	2,036.8798 SEK (2023/10/26)

Composition

Name  ISIN	Price	Diff %  Diff +/-	Performance 	Date Time	Turnover Pc.  Turnover Money 
ABB LTD CH0012221716	539.40	1.35% 7.20		24/04/26 17:29:40	370,015 198,339,679.80
ALFA LAVAL AB SE0000695876	473.20	1.09% 5.10		24/04/26 17:29:44	1,095,010 515,196,640.45
ASSA ABLOY AB SER. B SE0007100581	299.50	1.66% 4.90		24/04/26 17:29:48	2,114,642 632,257,790.55
ASTRAZENECA PLC GB0009895292	1,646.00	0.27% 4.50		24/04/26 17:29:54	316,442 518,484,143.75
ATLAS COPCO AB SER. A SE0017486889	193.90	2.43% 4.60		24/04/26 17:29:58	5,208,294 1,008,310,218.79
ATLAS COPCO AB SER. B SE0017486897	167.05	2.71% 4.40		24/04/26 17:29:38	1,893,508 315,813,224.94
AUTOLIV INC. SDB SE0021309614	1,325.00	5.33% 67.00		24/04/26 17:29:33	316,833 419,102,364.70
BOLIDEN AB SE0020050417	355.20	2.48% 8.60		24/04/26 17:29:38	1,413,664 503,155,722.25
ELECTROLUX AB SER. B SE0016589188	95.46	6.49% 5.82		24/04/26 17:29:45	4,312,639 404,324,982.32
ERICSSON(LM)TEL SE0000108656	57.40	0.03% 0.02		24/04/26 17:29:42	4,314,931 247,332,958.70
ESSITY AB SER'B'NPV SE0009922164	269.80	1.09% 2.90		24/04/26 17:29:33	1,999,313 539,215,338.65
EVOLUTION AB SE0012673267	1,263.50	1.53% 19.00		24/04/26 17:29:33	453,873 571,141,627.75
GETINGE AB SER. B SE0000202624	235.10	2.57% 5.90		24/04/26 17:29:59	649,008 152,516,032.10
HENNES & MAURITZ AB 'B' SE0000106270	179.95	0.98% 1.75		24/04/26 17:29:39	1,525,303 273,391,655.72
HEXAGON AB SER. B SE0015961909	120.20	-1.52% -1.85		24/04/26 17:29:47	5,764,025 688,624,455.08
INVESTOR AB SER. B SE0015811963	271.05	1.86% 4.95		24/04/26 17:29:52	2,712,920 733,312,006.03
KINNEVIK AB CLASS 'B' SE0015810247	116.95	4.19% 4.70		24/04/26 17:29:35	3,309,172 390,261,883.72
NIBE INDUSTRIER AB SER. B SE0015988019	51.54	2.75% 1.38		24/04/26 17:29:30	4,952,255 256,730,079.41
NORDEA BANK ABP FI4000297767	127.90	0.51% 0.65		24/04/26 17:29:44	4,895,052 624,781,798.15
SAMHALLSBYGGNADSBOLAGET I... SE0009554454	3.8265	0.64% 0.02		24/04/26 17:29:38	13,201,678 50,710,870.09
SANDVIK AB SE0000667891	227.30	2.11% 4.70		24/04/26 17:29:34	1,977,836 449,058,057.90
SINCH AB SE0016101844	26.39	5.73% 1.43		24/04/26 17:29:36	5,900,355 153,814,094.36
SKANDINAVISKA ENSKILDA BA... SE0000148884	144.40	0.77% 1.10		24/04/26 17:29:34	2,365,729 341,454,690.28
SKF AB SER. B SE0000108227	225.20	2.55% 5.60		24/04/26 17:29:32	1,893,723 428,698,248.50
SVENSKA CELLULOSA AB SCA ... SE0000112724	158.70	-0.13% -0.20		24/04/26 17:29:39	1,938,634 307,631,818.26

SVENSKA HANDELSBANKEN AB ... SE0007100599	96.42	-0.02% -0.02		24/04/26 17:29:59	9,708,231 941,964,416.29
SWEDBANK AB SER A SE0000242455	209.40	-0.29% -0.60		24/04/26 17:29:36	1,748,646 365,992,528.35
TELE2 AB SER. B SE0005190238	104.65	1.06% 1.10		24/04/26 17:29:43	1,913,591 199,831,447.56
TELIA CO. AB SE0000667925	25.65	-0.97% -0.25		24/04/26 17:29:31	21,458,454 551,157,983.19
VOLVO AB SER. B SE0000115446	281.30	1.52% 4.20		24/04/26 17:29:57	2,883,612 809,579,467.00