

# OMX STOCKHOLM 30 INDEX

ISIN: **SE0000337842** WKN: -

## Overview

2024/04/23 09:11:51

Price

**2,524.8884**

SEK

Difference ▲ 0.54% (13.48)

### General attributes

ISIN	SE0000337842
Symbol	-
Country	Sweden
Instruments in index	30
Type of index	-
Security type	Index

### Top 5

Name	Price	+ - (%)	Trend
HENNES & M...	179.05	+2.64	<span style="color: green;">▲</span>
SAMHALLSBY...	4.22	+1.94	<span style="color: green;">▲</span>
ERICSSON(L...	58.06	+1.50	<span style="color: green;">▲</span>
GETINGE AB...	234.70	+1.43	<span style="color: green;">▲</span>
INVESTOR A...	267.40	+1.19	<span style="color: green;">▲</span>

Intraday 1w 1m 6m 1y 3y

### Flop 5

Name	Price	+ - (%)	Trend
BOLIDEN AB	337.50	-1.72	<span style="color: red;">▼</span>
ABB LTD	44.18	-0.26	<span style="color: grey;">➔</span>
SKF AB SER...	222.10	-0.09	<span style="color: grey;">➔</span>
ALFA LAVAL...	421.40	-0.02	<span style="color: grey;">➔</span>

Intraday 1w 1m 6m 1y 3y



Information about previous performance does not guarantee future performance. Source: FactSet

### Recent research

on market		
Date	Headline	Download
2024/04/03	Global Equity Ratings	<a href="#">Download</a>
2024/04/03	Aktienempfehlungen Global	<a href="#">Download</a>
2024/03/26	Global Strategy 2Q 2024	<a href="#">Download</a>
2024/03/26	Global Strategy 2Q 2024	<a href="#">Download</a>
2024/03/13	Global Equity Ratings	<a href="#">Download</a>

**More information on countries & regions**

**➤ Markets by Region**

## Details

2024/04/23 09:11:51

Price

**2,524.8884**

SEK

Difference



0.54% (13.48)

### General attributes

ISIN SE0000337842

Symbol -

Country Sweden

Security type Index

Instruments in index 30

### Market data

Open 2,522.3383 SEK

High 2,527.2231 SEK

Low 2,521.0861 SEK

Close (prev. day) 2,511.4059 SEK

Trading volume (m) -

Volume (pcs) -

### Performance and Risk

	6m	1y	3y
Perf (%)	+20.88%	+11.80%	+12.50%
Perf (abs.)	+433.75	+265.00	+278.99
Beta	-	-	-
Volatility	10.98	12.14	17.29















Information about previous performance does not guarantee future performance.

Source: FactSet

### Price data

Ø price 5 days   Ø volume 5 days (pcs.)	2,505.6385 SEK (0)
Ø price 30 days   Ø volume 30 days (pcs.)	2,516.1540 SEK (0)
Ø price 100 days   Ø volume 100 days (pcs.)	2,408.1054 SEK (0)
Ø price 250 days   Ø volume 250 days (pcs.)	2,286.1081 SEK (0)
YTD High   date	2,557.5162 SEK (2024/03/27)
YTD Low   date	2,285.8717 SEK (2024/01/17)
52 Weeks High   date	2,557.5162 SEK (2024/03/27)
52 Weeks Low   date	2,036.8798 SEK (2023/10/26)

## Composition

Name  ISIN	Price	Diff %  Diff +/-	Performance 	Date Time	Turnover Pc.  Turnover Money 
ABB LTD CH0012221716	527.20	-0.26% -1.40		24/04/23 09:11:36	46,183 24,419,219.80
ALFA LAVAL AB SE0000695876	421.40	-0.02% -0.10		24/04/23 09:11:27	6,335 2,675,693.20
ASSA ABLOY AB SER. B SE0007100581	307.90	0.59% 1.80		24/04/23 09:11:30	36,544 11,250,666.00
ASTRAZENECA PLC GB0009895292	1,539.00	0.62% 9.50		24/04/23 09:11:50	24,382 37,459,358.00
ATLAS COPCO AB SER. A SE0017486889	176.50	0.26% 0.45		24/04/23 09:11:31	111,357 19,641,451.70
ATLAS COPCO AB SER. B SE0017486897	153.45	0.43% 0.65		24/04/23 09:11:29	61,038 9,362,272.55
AUTOLIV INC. SDB SE0021309614	1,278.80	0.65% 8.20		24/04/23 09:11:46	809 1,033,430.00
BOLIDEN AB SE0020050417	337.50	-1.72% -5.90		24/04/23 09:11:50	296,491 97,992,306.65
ELECTROLUX AB SER. B SE0016589188	94.46	1.13% 1.06		24/04/23 09:11:37	101,110 9,584,049.98
ERICSSON(LM)TEL SE0000108656	58.06	1.50% 0.86		24/04/23 09:11:47	318,714 18,416,833.44
ESSITY AB SER'B'NPV SE0009922164	258.90	0.23% 0.60		24/04/23 09:11:24	25,991 6,719,085.55
EVOLUTION AB SE0012673267	1,302.00	0.54% 7.00		24/04/23 09:11:17	11,034 14,345,068.00
GETINGE AB SER. B SE0000202624	234.70	1.43% 3.30		24/04/23 09:11:42	114,004 26,833,312.10
HENNES & MAURITZ AB 'B' SE0000106270	179.05	2.64% 4.60		24/04/23 09:11:50	195,930 34,929,087.73
HEXAGON AB SER. B SE0015961909	121.65	0.91% 1.10		24/04/23 09:11:34	62,698 7,613,656.10
INVESTOR AB SER. B SE0015811963	267.40	1.19% 3.15		24/04/23 09:11:49	114,229 30,458,994.00
KINNEVIK AB CLASS 'B' SE0015810247	116.30	0.61% 0.70		24/04/23 09:11:48	38,797 4,462,464.25
NIBE INDUSTRIER AB SER. B SE0015988019	49.89	0.69% 0.34		24/04/23 09:11:46	94,386 4,712,879.21
NORDEA BANK ABP FI4000297767	128.60	0.00% 0.00		24/04/23 09:11:43	65,701 8,395,870.70
SAMHALLSBYGGNADSBOLAGET I... SE0009554454	4.22	1.94% 0.08		24/04/23 09:11:33	645,043 2,706,808.02
SANDVIK AB SE0000667891	227.70	0.49% 1.10		24/04/23 09:11:50	90,277 20,643,521.50
SINCH AB SE0016101844	25.38	1.16% 0.29		24/04/23 09:11:45	227,079 5,745,457.33
SKANDINAVISKA ENSKILDA BA... SE0000148884	147.25	0.34% 0.50		24/04/23 09:11:49	73,941 10,858,702.55
SKF AB SER. B SE0000108227	222.10	-0.09% -0.20		24/04/23 09:11:23	38,769 8,626,944.20
SVENSKA CELLULOSA AB SCA ... SE0000112724	154.95	0.23% 0.35		24/04/23 09:11:42	27,647 4,288,286.65

SVENSKA HANDELSBANKEN AB ... SE0007100599	111.15	0.41% 0.45		24/04/23 09:11:29	330,503 36,563,446.25
SWEDBANK AB SER A SE0000242455	217.20	0.51% 1.10		24/04/23 09:11:48	176,513 38,229,059.85
TELE2 AB SER. B SE0005190238	102.75	0.39% 0.40		24/04/23 09:11:33	92,680 9,535,880.65
TELIA CO. AB SE0000667925	27.23	0.11% 0.03		24/04/23 09:11:49	481,665 13,125,336.04
VOLVO AB SER. B SE0000115446	283.00	0.14% 0.40		24/04/23 09:11:50	232,887 66,104,498.15