

OMX STOCKHOLM 30 INDEX

ISIN: **SE0000337842** WKN: -

Overview

2024/04/15 14:33:17	
Price	2,543.037 SEK
Difference	▲ 1.44% (36.05)
General attributes	
ISIN	SE0000337842
Symbol	-
Country	Sweden
Instruments in index	30
Type of index	-
Security type	Index
Market data	
Open	2,519.8772 SEK
High	2,543.037 SEK
Low	2,517.2484 SEK
Close (prev. day)	2,506.9914 SEK
Trading volume (m)	-
Volume (pcs)	-



Information about previous performance does not guarantee future performance.
Source: FactSet

Top 5

Name	Price	+ - (%)	Trend
GETINGE AB...	216.30	+3.15	▲
ALFA LAVAL...	431.30	+2.96	▲
ATLAS COPC...	164.00	+2.82	▲
ATLAS COPC...	187.55	+2.60	▲
SKF AB SER...	224.30	+2.56	▲

Intraday 1w 1m 6m 1y 3y

Flop 5

Name	Price	+ - (%)	Trend
ESSITY AB ...	249.90	-1.07	▼
BOLIDEN AB	348.40	-0.97	↔
SAMHALLSBY...	4.1665	-0.88	↔
ASTRAZENECA...	11,000.00	-0.56	↔
TELE2 AB S...	93.30	-0.13	↔

Intraday 1w 1m 6m 1y 3y

Recent research

Date	Headline	Download
2024/04/03	Global Equity Ratings	Download
2024/04/03	Aktienempfehlungen Global	Download
2024/03/26	Global Strategy 2Q 2024	Download
2024/03/26	Global Strategy 2Q 2024	Download
2024/03/13	Global Equity Ratings	Download

Futures and Options

Related Futures 21

Related Options -

Details

2024/04/15 14:33:17

Price

2,543.037 SEK

Difference



1.44% (36.05)

General attributes

ISIN SE0000337842

Symbol -

Country Sweden

Security type Index

Instruments in index 30

Market data

Open 2,519.8772 SEK

High 2,543.037 SEK

Low 2,517.2484 SEK

Close (prev. day) 2,506.9914 SEK

Trading volume (m) -

Volume (pcs) -

Performance and Risk

	6m	1y	3y
Perf (%)	+13.33%	+13.17%	+12.26%
Perf (abs.)	+294.87	+291.84	+273.80
Beta	-	-	-
Volatility	11.60	12.06	17.36

2,600.00

2,400.00

2,200.00

2,000.00

1,800.00

1,600.00

1,400.00

2020

2021

2022

2023

2024

5y













Information about previous performance does not guarantee future performance.

Source: FactSet

Price data

Ø price 5 days Ø volume 5 days (pcs.)	2,512.322 SEK (0)
Ø price 30 days Ø volume 30 days (pcs.)	2,506.137 SEK (0)
Ø price 100 days Ø volume 100 days (pcs.)	2,390.581 SEK (0)
Ø price 250 days Ø volume 250 days (pcs.)	2,279.943 SEK (0)
YTD High date	2,557.516 SEK (2024/03/27)
YTD Low date	2,285.872 SEK (2024/01/17)
52 Weeks High date	2,557.516 SEK (2024/03/27)
52 Weeks Low date	2,036.880 SEK (2023/10/26)

Composition

Name  ISIN	Price	Diff %  Diff +/-	Performance 	Date Time	Turnover Pc.  Turnover Money 
ABB LTD CH0012221716	506.60	1.28% 6.40		24/04/15 14:33:17	217,765 109,142,078.25
ALFA LAVAL AB SE0000695876	431.30	2.96% 12.40		24/04/15 14:32:42	145,080 62,022,885.80
ASSA ABLOY AB SER. B SE0007100581	312.60	2.22% 6.80		24/04/15 14:33:04	335,113 103,997,696.70
ASTRAZENECA PLC GB0009895292	1,499.50	-0.56% -8.50		24/04/15 14:32:04	77,390 115,838,516.25
ATLAS COPCO AB SER. A SE0017486889	187.45	2.54% 4.65		24/04/15 14:33:17	1,484,395 277,948,534.82
ATLAS COPCO AB SER. B SE0017486897	164.00	2.82% 4.50		24/04/15 14:33:09	499,741 81,729,241.00
AUTOLIV INC. SDB SE0021309614	1,281.20	1.31% 16.60		24/04/15 14:32:44	25,716 32,726,057.40
BOLIDEN AB SE0020050417	348.40	-0.97% -3.40		24/04/15 14:33:05	856,221 299,834,079.10
ELECTROLUX AB SER. B SE0016589188	92.32	2.46% 2.22		24/04/15 14:33:06	700,052 63,521,554.00
ERICSSON(LM)TEL SE0000108656	54.72	1.30% 0.70		24/04/15 14:33:17	2,629,171 142,124,264.80
ESSITY AB SER'B'NPV SE0009922164	249.90	-1.07% -2.70		24/04/15 14:32:36	312,428 78,495,628.80
EVOLUTION AB SE0012673267	1,327.50	2.31% 30.00		24/04/15 14:33:17	152,015 199,300,392.00
GETINGE AB SER. B SE0000202624	216.30	3.15% 6.60		24/04/15 14:33:10	232,816 49,728,722.15
HENNES & MAURITZ AB 'B' SE0000106270	166.55	1.34% 2.20		24/04/15 14:32:50	595,124 98,405,245.23
HEXAGON AB SER. B SE0015961909	126.55	1.81% 2.25		24/04/15 14:33:17	641,460 80,657,679.40
INVESTOR AB SER. B SE0015811963	262.90	0.81% 2.10		24/04/15 14:33:15	805,683 211,148,086.03
KINNEVIK AB CLASS 'B' SE0015810247	123.30	1.94% 2.35		24/04/15 14:33:16	357,575 43,466,709.47
NIBE INDUSTRIER AB SER. B SE0015988019	51.88	2.41% 1.22		24/04/15 14:33:17	1,919,432 97,979,512.98
NORDEA BANK ABP FI4000297767	125.40	0.36% 0.45		24/04/15 14:33:17	1,957,119 244,800,141.28
SAMHALLSBYGGNADSBOLAGET I... SE0009554454	4.1665	-0.88% -0.04		24/04/15 14:33:14	6,995,568 28,885,168.71
SANDVIK AB SE0000667891	243.70	1.97% 4.70		24/04/15 14:33:16	437,080 105,908,574.30
SINCH AB SE0016101844	26.85	2.05% 0.54		24/04/15 14:33:17	2,814,292 74,356,852.44
SKANDINAVISKA ENSKILDA BA... SE0000148884	148.20	1.16% 1.70		24/04/15 14:33:17	1,244,737 184,050,124.38
SKF AB SER. B SE0000108227	224.30	2.56% 5.60		24/04/15 14:33:09	316,181 70,402,845.00
SVENSKA CELLULOSA AB SCA ... SE0000112724	156.15	0.55% 0.85		24/04/15 14:32:07	270,751 42,276,587.26

SVENSKA HANDELSBANKEN AB ... SE0007100599	110.25	0.68% 0.75	█	24/04/15 14:33:17	1,802,444 197,542,228.67
SWEDBANK AB SER A SE0000242455	217.60	0.97% 2.10	█	24/04/15 14:33:13	931,393 202,051,244.45
TELE2 AB SER. B SE0005190238	93.34	-0.09% -0.08	█	24/04/15 14:33:17	729,551 68,002,843.90
TELIA CO. AB SE0000667925	26.09	0.19% 0.05	█	24/04/15 14:32:41	2,276,824 59,337,359.31
VOLVO AB SER. B SE0000115446	288.00	1.27% 3.60	█	24/04/15 14:33:14	1,077,216 308,310,663.45