

OMX STOCKHOLM 30 INDEX

ISIN: **SE0000337842** WKN: -

Overview

2021/04/21 17:35:00

Price

2,228.2895

SEK

Difference ▲ 1.06% (23.48)

General attributes

ISIN SE0000337842

Symbol -

Country Sweden

Instruments in index 30

Type of index -

Security type Index

Market data

Open 2,214.5851 SEK

High 2,229.6598 SEK

Low 2,210.6696 SEK

Close (prev. day) 2,204.8143 SEK

Trading volume (m) -

Volume (pcs) -

Top 5

Name	Price	+ - (%)	Trend
ERICSSON A...	120.60	+4.07 ▲	▲
ESSITY AB ...	288.20	+2.38 ▲	▲
AUTOLIV IN...	814.00	+2.13 ▲	▲
HENNES & M...	204.10	+1.77 ▲	▲
ATLAS COPC...	540.00	+1.66 ▲	▲

Intraday 1w 1m 6m 1y 3y

Flop 5

Name	Price	+ - (%)	Trend
SECURITAS ...	146.80	-0.91 ▼	▼
VOLVO AB S...	204.00	-0.20 ▼	▼
SWEDBANK A...	152.06	-0.16 ▼	▼
TELIA COMP...	35.715	-0.10 ▼	▼
SVENSKA HA...	93.66	-0.04 ▼	▼

Intraday 1w 1m 6m 1y 3y

5y



Information about previous performance does not guarantee future performance.

Source: FactSet

Recent research

on market

Date	Headline	Download
2021/04/08	Global Equity Ratings	Download
2021/04/08	Aktienempfehlungen Global	Download
2021/04/01	Global Equity Ratings	Download
2021/04/01	Aktienempfehlungen Global	Download
2021/03/23	Global Strategy Q2 2021	Download

Futures and Options

Related Futures 9

Related Options -

Details

2021/04/21 17:35:00

Price

2,228.2895

SEK

Difference



1.06% (23.48)

General attributes

ISIN	SE0000337842
Symbol	-
Country	Sweden
Security type	Index
Instruments in index	30

Market data

Open	2,214.5851 SEK
High	2,229.6598 SEK
Low	2,210.6696 SEK
Close (prev. day)	2,204.8143 SEK
Trading volume (m)	-
Volume (pcs)	-

Performance and Risk

	6m	1y	3y
Perf (%)	+22.39%	+49.20%	+41.70%
Perf (abs.)	+407.57	+734.84	+655.71
Beta	-	-	-
Volatility	15.24	19.73	20.38







Information about previous performance does not guarantee future performance.
Source: FactSet

Price data

Ø price 5 days Ø volume 5 days (pcs.)	2,242.8384 SEK (0)
Ø price 30 days Ø volume 30 days (pcs.)	2,200.4589 SEK (0)
Ø price 100 days Ø volume 100 days (pcs.)	2,034.6416 SEK (0)
Ø price 250 days Ø volume 250 days (pcs.)	1,856.0049 SEK (0)
YTD High date	2,280.5034 SEK (2021/04/16)
YTD Low date	1,885.3263 SEK (2021/01/05)
52 Weeks High date	2,280.5034 SEK (2021/04/16)
52 Weeks Low date	1,461.2646 SEK (2020/05/14)

Composition

Name  ISIN	Price	Diff %  Diff +/-	Performance 	Date Time	Turnover Pc.  Turnover Money 
ABB LTD CH0012221716	274.10	0.00% 0.00		21/04/21 17:29:54	1,181,047 324,355,404.90
ALFA LAVAL AB SE0000695876	273.60	1.15% 3.10		21/04/21 17:29:51	792,887 216,498,848.20
ASSA ABLOY AB SER. B SE0007100581	252.00	1.20% 3.00		21/04/21 17:29:36	1,500,853 377,808,482.15
ASTRAZENECA PLC GB0009895292	896.00	1.55% 13.70		21/04/21 17:29:48	762,903 681,793,407.65
ATLAS COPCO AB SER. A SE0011166610	540.00	1.66% 8.80		21/04/21 17:29:47	991,155 534,089,261.10
ATLAS COPCO AB SER. B SE0011166628	465.80	1.53% 7.00		21/04/21 17:29:38	465,326 216,330,588.35
AUTOLIV INC. SDB SE0000382335	814.00	2.13% 17.00		21/04/21 17:29:57	361,726 292,398,648.90
BOLIDEN AB SE0012455673	328.30	0.40% 1.30		21/04/21 17:29:39	1,460,217 482,143,417.40
ELECTROLUX AB SER. B SE0000103814	244.10	0.91% 2.20		21/04/21 17:29:42	973,385 237,212,076.75
ERICSSON AB SER.B SE0000108656	120.60	4.07% 4.72		21/04/21 17:29:31	15,162,983 1,795,954,174.52
ESSITY AB SER'B'NPV SE0009922164	288.20	2.38% 6.70		21/04/21 17:29:51	2,576,170 737,969,140.80
EVOLUTION GAMING GROUP AB... SE0012673267	1,409.80	1.06% 14.80		21/04/21 17:29:57	624,531 876,015,391.70
GETINGE AB SER. B SE0000202624	271.00	0.22% 0.60		21/04/21 17:29:37	1,546,720 419,195,954.75
HENNES & MAURITZ AB 'B' SE0000106270	204.10	1.77% 3.55		21/04/21 17:29:32	2,597,388 528,726,416.71
HEXAGON AB SER. B SE0000103699	845.00	1.37% 11.40		21/04/21 17:29:32	408,511 343,885,548.20
INVESTOR AB SER. B SE0000107419	716.00	0.92% 6.50		21/04/21 17:29:55	1,027,758 736,566,753.30
KINNEVIK AB CLASS 'B' SE0014684528	468.30	1.12% 5.20		21/04/21 17:29:43	515,434 240,509,526.03
NORDEA BANK ABP FI4000297767	84.83	-0.02% -0.02		21/04/21 17:29:49	6,153,290 523,562,867.34
SANDVIK AB SE0000667891	227.20	0.58% 1.30		21/04/21 17:29:39	4,164,339 944,494,602.80
SECURITAS AB SER. B SE0000163594	146.80	-0.91% -1.35		21/04/21 17:29:55	766,418 112,777,747.26
SKANDINAVISKA ENSKILDA BA... SE0000148884	103.70	0.10% 0.10		21/04/21 17:29:37	4,138,734 429,680,093.69
SKANSKA AB SER. B SE0000113250	227.20	1.11% 2.50		21/04/21 17:29:47	991,248 224,995,106.00
SKF AB SER. B SE0000108227	243.10	0.41% 1.00		21/04/21 17:29:32	1,573,699 381,958,702.10
SVENSKA CELLULOSA AB SCA ... SE0000112724	155.50	0.42% 0.65		21/04/21 17:29:38	1,501,822 233,595,093.83
SVENSKA HANDELSBANKEN AB ... SE0007100599	93.66	-0.04% -0.04		21/04/21 17:29:37	6,500,357 612,835,818.13

SWEDBANK AB SER A SE0000242455	152.06	-0.16% -0.24		21/04/21 17:29:55	2,470,103 377,315,151.57
SWEDISH MATCH AB SE0000310336	717.00	0.67% 4.80		21/04/21 17:29:43	560,492 400,431,307.00
TELE2 AB SER. B SE0005190238	118.80	1.02% 1.20		21/04/21 17:29:35	2,817,195 333,496,412.64
TELIA COMPANY AB SE0000667925	35.715	-0.10% -0.04		21/04/21 17:29:45	12,294,638 438,437,236.13
VOLVO AB SER. B SE0000115446	204.00	-0.20% -0.40		21/04/21 17:29:51	7,340,909 1,498,970,972.66