

GLASTON CORPORATION

ISIN: FI4000369657 WKN: GLA1V

Overview

2024/07/12 11:29:33

Price
0.81 EURDifference  0.75% (0.01)

General attributes

ISIN	FI4000369657
Symbol	GLA1V
Exchange	Frankfurt
Currency	EUR
Sector	Technology
Security type	Stock
Market cap (m)	73 EUR
Benchmark	OMX HELSINKI 25

Market data

Bid (Bid size)	-
Ask (Ask size)	-
Open	0.82 EUR
High	0.822 EUR
Low	0.81 EUR
Close (prev. day)	0.804 EUR
VWAP	0.972 EUR
Volume (pcs)	0
Trading volume	0.00
Number of trades	4
Last size	0

Futures and Options










Related Futures	-
Related Options	-

5y



Information about previous performance does not guarantee future performance.
Source: FactSet

Recent research

on sector		on market	
Date		Headline	Download
2024/07/12		Global Equity Ratings	
2024/07/12		Aktienempfehlungen Global	
2024/07/09		Aktienempfehlungen Österreich	
2024/07/05		Equity Weekly	
2024/06/24		Aktienempfehlungen Österreich	

Details

2024/07/12 11:29:33

Price
0.81 EUR

Difference ▲ 0.75% (0.01)

General attributes

ISIN	FI4000369657
Symbol	GLA1V
Exchange	Frankfurt
Currency	EUR
Sector	Technology
Security type	Stock
Market cap (m)	73 EUR
Benchmark	OMX HELSINKI 25

Market data

Bid (Bid size)	-
Ask (Ask size)	-
Open	0.82 EUR
High	0.822 EUR
Low	0.81 EUR
Close (prev. day)	0.804 EUR
VWAP	0.972 EUR
Volume (pcs)	0
Trading volume	0.00
Number of trades	4
Last size	0

Performance and Risk

	6m	1y	3y
Perf (%)	+23.85%	-7.95%	-18.67%
Perf (abs.)	+0.16	-0.07	-0.19
Beta	0.13	0.32	0.82
Volatility	39.97	40.90	36.78

5y



Information about previous performance does not guarantee future performance.
Source: FactSet

Price data

Ø price 5 days Ø volume 5 days (pcs.)	0.81 EUR (0)
Ø price 30 days Ø volume 30 days (pcs.)	0.80 EUR (0)
Ø price 100 days Ø volume 100 days (pcs.)	0.80 EUR (13)
Ø price 250 days Ø volume 250 days (pcs.)	0.74 EUR (33)
YTD High date	0.97 EUR (2024/05/02)
YTD Low date	0.65 EUR (2024/01/22)
52 Weeks High date	0.97 EUR (2024/05/02)
52 Weeks Low date	0.62 EUR (2023/11/29)

All listings for GLASTON CORPORATION

Exchange 📍	Date	Time	Price	Trading volume (mio.)	Number of trades
Nasdaq Helsinki	2024/07/12	18:00	0.868 EUR	0.01	14
Munich	2024/07/12	08:03	0.87 EUR	0.00	1
Frankfurt	2024/07/12	11:29	0.81 EUR	0.00	4
Berlin	2024/07/12	21:43	0.868 EUR	0.00	19

Company profile

Company Logo



Company Profile

-

Contact Details

GLASTON

--

Telefon: -

Fax: -

E-mail: -