

INVESTOR AB SER. B

ISIN: SE0015811963 WKN: 5679591

Overview

2024/07/17 18:00:01

Price
294.45 SEKDifference  -0.57% (-1.70)

General attributes

ISIN	SE0015811963
Symbol	INVE B
Exchange	Nasdaq Stockholm
Currency	SEK
Sector	Financial
Security type	Stock
Market cap (m)	78,628 EUR
Benchmark	OMX STOCKHOLM 30 INDEX

Market data

Bid (Bid size)	295.00 SEK (1,486)
Ask (Ask size)	295.05 SEK (236)
Open	296.15 SEK
High	296.75 SEK
Low	291.90 SEK
Close (prev. day)	296.15 SEK
VWAP	293.9399 SEK
Volume (pcs)	2,297,955
Trading volume	675,405,960.19
Number of trades	14,866
Last size	-





Futures and Options

Related Futures	43
Related Options	-



Information about previous performance does not guarantee future performance.
Source: FactSet

Recent research

on sector	Date	Headline	Download
	2024/07/15	 Aktienempfehlungen Global	
	2024/07/12	 Global Equity Ratings	
	2024/07/09	 Aktienempfehlungen Österreich	
	2024/06/28	 Equity Weekly	
	2024/06/24	 Aktienempfehlungen Österreich	

Details

2024/07/17 18:00:01

Price

294.45 SEK

 Difference ▼ -0.57% (-1.70)

General attributes

ISIN	SE0015811963
Symbol	INVE B
Exchange	Nasdaq Stockholm
Currency	SEK
Sector	Financial
Security type	Stock
Market cap (m)	78,628 EUR
Benchmark	OMX STOCKHOLM 30 INDEX

Market data

Bid (Bid size)	295.00 SEK (1,486)
Ask (Ask size)	295.05 SEK (236)
Open	296.15 SEK
High	296.75 SEK
Low	291.90 SEK
Close (prev. day)	296.15 SEK
VWAP	293.9399 SEK
Volume (pcs)	2,297,955
Trading volume	675,405,960.19
Number of trades	14,866
Last size	-

Performance and Risk

	6m	1y	3y
Perf (%)	+28.90%	+41.94%	+40.16%
Perf (abs.)	+66.40	+87.50	+84.85
Beta	0.98	0.93	1.07
Volatility	14.59	14.85	21.60



Information about previous performance does not guarantee future performance.
Source: FactSet

Price data

Ø price 5 days Ø volume 5 days (pcs.)	292.60 SEK (1,816,146)
Ø price 30 days Ø volume 30 days (pcs.)	288.74 SEK (2,070,246)
Ø price 100 days Ø volume 100 days (pcs.)	275.44 SEK (2,499,663)
Ø price 250 days Ø volume 250 days (pcs.)	242.23 SEK (2,632,756)
YTD High date	297.50 SEK (2024/07/16)
YTD Low date	224.50 SEK (2024/01/17)
52 Weeks High date	297.50 SEK (2024/07/16)
52 Weeks Low date	197.88 SEK (2023/10/23)

Arbitrage views

Exchange	Date	Time	Price	Trading volume (mio.)	Number of trades
Tradegate	2024/07/17	17:10	25.585 EUR	0.08	22
Stuttgart	2024/07/17	15:37	25.415 EUR	0.00	4
Nasdaq Stockholm	2024/07/17	18:00	294.45 SEK	675.41	14,866
Munich	2024/07/17	09:29	25.475 EUR	0.00	1
London Stock Exchange	2024/	17:25	189.28 SEK	0.59	2

European Trade Reporting	07/17					
Hanover	2024/ 07/17	08:06	25.60 EUR	0.00		1
Frankfurt	2024/ 07/17	11:39	25.48 EUR	0.02		5
FINRA other OTC Issues	2024/ 07/17	17:01	27.85 USD	0.01		2
Euronext Milan MTF Trading After Hours	2024/ 07/17	17:44	25.59 EUR	0.00		1
Euronext Milan MTF Global Equity Market	2024/ 07/17	17:44	25.59 EUR	0.00		1
Duesseldorf	2024/ 07/17	16:31	25.50 EUR	0.00		4
Berlin	2024/ 07/17	17:50	25.51 EUR	0.00		13

Company profile

Company Logo



Contact Details

INVESTOR AB

--

Arsenalsgatan 8 C 103 32 Stockholm

Telefon: +46 8 614 20 00

Fax: -

E-mail: info@investorab.com

Company Profile

-

Members of Management Board

Johan Forssell	Chairman of Managing Board
Daniel Nodhäll	Member of Executive Committee
Helena Saxon	Member of Executive Committee
Petra Hedengran	Member of Executive Committee
Viveka Hirdman-Ryrberg	Member of Executive Committee

Board of directors

Jacob Wallenberg	Chairman of Supervisory Board
Grace Reksten Skaugen	Member of Supervisory Board
Isabelle Kocher de Leyritz	Member of Supervisory Board
Eva Gerger	Member of Supervisory Board
Hans Torgny Stråberg	Member of Supervisory Board
Lars-Gunnar Brock	Member of Supervisory Board
Marcus Wallenberg	Member of Supervisory Board
Sara Anna Christina Öhrvall	Member of Supervisory Board
Sven Olov Nyman	Member of Supervisory Board
Thomas Johnstone	Member of Supervisory Board