

INVESTOR AB SER. A

ISIN: SE0015811955

WKN: 5679579

Overview

2022/08/19 17:29:34

Price

196.25 SEK

Difference  -1.85% (-3.70)

General attributes

ISIN	SE0015811955
Symbol	INVE A
Exchange	Nasdaq Stockholm
Currency	SEK
Sector	Financial
Security type	Stock
Market cap (m)	31,408 EUR
Benchmark	OMX STOCKHOLM 30 INDEX

Market data

Bid (Bid size)	196.55 SEK (107)
Ask (Ask size)	196.70 SEK (3)
Open	199.05 SEK
High	199.60 SEK
Low	196.25 SEK
Close (prev. day)	199.95 SEK
VWAP	197.723937 SEK
Volume (pcs)	275,130
Trading volume	54,197,399.23
Number of trades	1,649
Last size	153

Futures and Options

Related Futures	-
Related Options	-











5y



Information about previous performance does not guarantee future performance.

Source: FactSet

Recent research

on sector			
Date		Headline	Download
2022/08/19		Equity Weekly	
2022/08/18		Global Equity Ratings	
2022/08/18		Aktienempfehlungen Global	
2022/08/08		Global Equity Ratings	
2022/08/08		Aktienempfehlungen Global	

Details

2022/08/19 17:29:34

Price

196.25 SEK

Difference ▼ -1.85% (-3.70)

General attributes

ISIN	SE0015811955
Symbol	INVE A
Exchange	Nasdaq Stockholm
Currency	SEK
Sector	Financial
Security type	Stock
Market cap (m)	31,408 EUR
Benchmark	OMX STOCKHOLM 30 INDEX

Market data

Bid (Bid size)	196.55 SEK (107)
Ask (Ask size)	196.70 SEK (3)
Open	199.05 SEK
High	199.60 SEK
Low	196.25 SEK
Close (prev. day)	199.95 SEK
VWAP	197.723937 SEK
Volume (pcs)	275,130
Trading volume	54,197,399.23
Number of trades	1,649
Last size	153

Performance and Risk

	6m	1y	3y
Perf (%)	-6.15%	-4.69%	+78.57%
Perf (abs.)	-12.85	-9.65	+86.35
Beta	0.82	0.88	0.84
Volatility	29.13	26.65	25.05

5y



Information about previous performance does not guarantee future performance.
Source: FactSet

Price data

Ø price 5 days Ø volume 5 days (pcs.)	198.78 SEK (314,163)
Ø price 30 days Ø volume 30 days (pcs.)	198.96 SEK (297,541)
Ø price 100 days Ø volume 100 days (pcs.)	200.37 SEK (387,420)
Ø price 250 days Ø volume 250 days (pcs.)	206.53 SEK (767,367)
YTD High date	240.60 SEK (2022/01/03)
YTD Low date	178.80 SEK (2022/05/02)
52 Weeks High date	240.60 SEK (2022/01/03)
52 Weeks Low date	178.80 SEK (2022/05/02)

Arbitrage views

Exchange <input type="checkbox"/>	Date	Time	Price	Trading volume (mio.)	Number of trades
Tradegate	2022/08/19	22:27	18.455 EUR	0.02	5
Stuttgart	2022/08/19	12:25	18.67 EUR	0.01	8
Nasdaq Stockholm	2022/08/19	17:29	196.25 SEK	54.20	1,649
Munich	2022/08/19	08:05	18.825 EUR	0.00	1
London Stock	2022/08/19	18:04	197.6157 SEK	1.94	1

Exchange	19					
Frankfurt	2022/08/ 19	15:22	18.545 EUR	0.01		2
FINRA other OTC Issues	2022/08/ 01	16:57	19.89 USD	0.06		3
Duesseldorf	2022/08/ 19	21:00	18.37 EUR	0.00		10
Berlin	2022/08/ 19	21:34	18.45 EUR	0.00		15

Company profile

Company Logo



Contact Details

INVESTOR AB

--

Arsenalsgatan 8C - 103 32 Stockholm

Telefon: 46-8-614-20-00

Fax: 46-8-614-21-50

E-mail: -

Company Profile

-

Members of Management Board

Johan Forssell	Chairman of Managing Board
Daniel Nodhäll	Member of Executive Committee
Helena Saxon	Member of Executive Committee
Petra Hedengran	Member of Executive Committee
Viveka Hirdman-Ryrberg	Member of Executive Committee

Board of directors

Jacob Wallenberg	Chairman of Supervisory Board
Grace Reksten Skaugen	Member of Supervisory Board
Eva Magdalena Teare Gerger	Member of Supervisory Board
Hans Torgny Stråberg	Member of Supervisory Board
Isabelle Kocher	Member of Supervisory Board
Lars-Gunnar Brock	Member of Supervisory Board
Marcus Wallenberg	Member of Supervisory Board
Sara Anna Christina Öhrvall	Member of Supervisory Board
Sven Nyman	Member of Supervisory Board
Thomas Johnstone	Member of Supervisory Board