

## NEVADA KING GOLD CORP.

ISIN: CA6413531071 WKN: -

## Overview

2024/07/26 21:58:23

Price  
0.2725 USDDifference  6.28% (0.02)

## General attributes

ISIN	CA6413531071
Symbol	NKG
Exchange	FINRA other OTC Issues
Currency	USD
Sector	Energy / Commodities
Security type	Stock
Market cap (m)	88 EUR
Benchmark	S&P/TSX 60 INDEX

## Market data

Bid (Bid size)	-
Ask (Ask size)	-
Open	0.2779 USD
High	0.278 USD
Low	0.2555 USD
Close (prev. day)	0.2564 USD
VWAP	0.270377 USD
Volume (pcs)	766,718
Trading volume	207,289.22
Number of trades	209
Last size	1,600

## Futures and Options








Related Futures	-
Related Options	-

5y



Information about previous performance does not guarantee future performance.  
Source: FactSet

## Recent research

on sector	Date	Headline	Download
	2024/07/26	 Equity Weekly	
	2024/07/24	 Global Equity Ratings	
	2024/07/24	 Aktienempfehlungen Global	
	2024/07/15	 Aktienempfehlungen Global	
	2024/07/12	 Equity Weekly	

## Details

2024/07/26 21:58:23

**Price**  
0.2725 USD

**Difference** ▲ 6.28% (0.02)

### General attributes

ISIN	CA6413531071
Symbol	NKG
Exchange	FINRA other OTC Issues
Currency	USD
Sector	Energy / Commodities
Security type	Stock
Market cap (m)	88 EUR
Benchmark	S&P/TSX 60 INDEX

### Market data

Bid (Bid size)	-
Ask (Ask size)	-
Open	0.2779 USD
High	0.278 USD
Low	0.2555 USD
Close (prev. day)	0.2564 USD
VWAP	0.270377 USD
Volume (pcs)	766,718
Trading volume	207,289.22
Number of trades	209
Last size	1,600

### Performance and Risk

	6m	1y	3y
Perf (%)	+4.77%	-15.24%	-29.11%
Perf (abs.)	+0.01	-0.05	-0.11
Beta	1.07	0.12	0.72
Volatility	71.17	75.17	77.27

5y



Information about previous performance does not guarantee future performance.  
Source: FactSet

### Price data

Ø price 5 days   Ø volume 5 days (pcs.)	0.2374 USD (560,503)
Ø price 30 days   Ø volume 30 days (pcs.)	0.2079 USD (263,627)
Ø price 100 days   Ø volume 100 days (pcs.)	0.2507 USD (248,841)
Ø price 250 days   Ø volume 250 days (pcs.)	0.2726 USD (195,906)
YTD High   date	0.3449 USD (2024/04/04)
YTD Low   date	0.1711 USD (2024/06/21)
52 Weeks High   date	0.3518 USD (2023/10/17)
52 Weeks Low   date	0.1711 USD (2024/06/21)

### All listings for NEVADA KING GOLD CORP.

Exchange	Date	Time	Price	Trading volume (mio.)	Number of trades
TSX Venture Exchange	2024/07/26	21:59	0.385 CAD	0.17	123
FINRA other OTC Issues	2024/07/26	21:58	0.2725 USD	0.21	209

## Company profile

### Company Logo



### Company Profile

-

### Contact Details

NEVADA KING GOLD

--

----

Telefon: -

Fax: -

E-mail: -