

NEVADA KING GOLD CORP.

ISIN: CA6413531071 WKN: -

Overview

2024/07/26 21:58:23

Price
0.2725 USDDifference  6.28% (0.02)

General attributes

ISIN	CA6413531071
Symbol	NKG
Exchange	FINRA other OTC Issues
Currency	USD
Sector	Energy / Commodities
Security type	Stock
Market cap (m)	88 EUR
Benchmark	S&P/TSX 60 INDEX

Market data

Bid (Bid size)	-
Ask (Ask size)	-
Open	0.2779 USD
High	0.278 USD
Low	0.2555 USD
Close (prev. day)	0.2564 USD
VWAP	0.270377 USD
Volume (pcs)	766,718
Trading volume	207,289.22
Number of trades	209
Last size	1,600

Futures and Options







Related Futures	-
Related Options	-

5y



Information about previous performance does not guarantee future performance.
Source: FactSet

Recent research

on sector	Date	Headline	Download
	2024/07/26	 Equity Weekly	
	2024/07/24	 Global Equity Ratings	
	2024/07/24	 Aktienempfehlungen Global	
	2024/07/15	 Aktienempfehlungen Global	
	2024/07/12	 Equity Weekly	

Details

2024/07/26 21:58:23

Price
0.2725 USD

Difference ▲ 6.28% (0.02)

General attributes

ISIN	CA6413531071
Symbol	NKG
Exchange	FINRA other OTC Issues
Currency	USD
Sector	Energy / Commodities
Security type	Stock
Market cap (m)	88 EUR
Benchmark	S&P/TSX 60 INDEX

Market data

Bid (Bid size)	-
Ask (Ask size)	-
Open	0.2779 USD
High	0.278 USD
Low	0.2555 USD
Close (prev. day)	0.2564 USD
VWAP	0.270377 USD
Volume (pcs)	766,718
Trading volume	207,289.22
Number of trades	209
Last size	1,600

Performance and Risk

	6m	1y	3y
Perf (%)	+4.77%	-15.24%	-29.11%
Perf (abs.)	+0.01	-0.05	-0.11
Beta	1.07	0.12	0.72
Volatility	71.17	75.17	77.27

5y



Information about previous performance does not guarantee future performance.
Source: FactSet

Price data

Ø price 5 days Ø volume 5 days (pcs.)	0.2374 USD (560,503)
Ø price 30 days Ø volume 30 days (pcs.)	0.2075 USD (258,325)
Ø price 100 days Ø volume 100 days (pcs.)	0.2504 USD (247,246)
Ø price 250 days Ø volume 250 days (pcs.)	0.2724 USD (195,252)
YTD High date	0.3449 USD (2024/04/04)
YTD Low date	0.1711 USD (2024/06/21)
52 Weeks High date	0.3518 USD (2023/10/17)
52 Weeks Low date	0.1711 USD (2024/06/21)

All listings for NEVADA KING GOLD CORP.

Exchange ⊕	Date	Time	Price	Trading volume (mio.)	Number of trades
TSX Venture Exchange	2024/07/26	21:59	0.385 CAD	0.17	123
FINRA other OTC Issues	2024/07/26	21:58	0.2725 USD	0.21	209

Company profile

Company Logo



Company Profile

-

Contact Details

NEVADA KING GOLD

--

Telefon: -

Fax: -

E-mail: -