

## ROSCAN GOLD CORP.

ISIN: CA77683B1076 WKN: -

## Overview

2024/07/26 21:54:04

Price  
0.0474 USDDifference  -3.07% (-0.00)

## General attributes

ISIN	CA77683B1076
Symbol	ROS
Exchange	FINRA other OTC Issues
Currency	USD
Sector	Energy / Commodities
Security type	Stock
Market cap (m)	17 EUR
Benchmark	S&P/TSX 60 INDEX

## Market data

Bid (Bid size)	-
Ask (Ask size)	-
Open	0.0507 USD
High	0.0507 USD
Low	0.0432 USD
Close (prev. day)	0.0489 USD
VWAP	0.046702 USD
Volume (pcs)	165,081
Trading volume	7,709.55
Number of trades	12
Last size	3,000

## Futures and Options








Related Futures	-
Related Options	-

5y



Information about previous performance does not guarantee future performance.  
Source: FactSet

## Recent research

on sector	Date	Headline	Download
	2024/07/26	 Equity Weekly	
	2024/07/24	 Global Equity Ratings	
	2024/07/24	 Aktienempfehlungen Global	
	2024/07/15	 Aktienempfehlungen Global	
	2024/07/12	 Equity Weekly	

## Details

2024/07/26 21:54:04

### Price

0.0474 USD

 Difference ▼ -3.07% (-0.00)

### General attributes

ISIN	CA77683B1076
Symbol	ROS
Exchange	FINRA other OTC Issues
Currency	USD
Sector	Energy / Commodities
Security type	Stock
Market cap (m)	17 EUR
Benchmark	S&P/TSX 60 INDEX

### Market data

Bid (Bid size)	-
Ask (Ask size)	-
Open	0.0507 USD
High	0.0507 USD
Low	0.0432 USD
Close (prev. day)	0.0489 USD
VWAP	0.046702 USD
Volume (pcs)	165,081
Trading volume	7,709.55
Number of trades	12
Last size	3,000

### Performance and Risk

	6m	1y	3y
Perf (%)	-36.63%	-60.23%	-83.43%
Perf (abs.)	-0.03	-0.07	-0.24
Beta	1.29	1.23	1.27
Volatility	135.28	111.79	90.88

5y



Information about previous performance does not guarantee future performance.  
Source: FactSet

### Price data

Ø price 5 days   Ø volume 5 days (pcs.)	0.0540 USD (80,497)
Ø price 30 days   Ø volume 30 days (pcs.)	0.0579 USD (75,742)
Ø price 100 days   Ø volume 100 days (pcs.)	0.0618 USD (127,256)
Ø price 250 days   Ø volume 250 days (pcs.)	0.0788 USD (98,295)
YTD High   date	0.0950 USD (2024/01/03)
YTD Low   date	0.0420 USD (2024/04/29)
52 Weeks High   date	0.1330 USD (2023/07/31)
52 Weeks Low   date	0.0420 USD (2024/04/29)

### All listings for ROSCAN GOLD CORP.

Exchange <span>⊕</span>	Date	Time	Price	Trading volume (mio.)	Number of trades
Tradegate	2024/07/26	22:02	0.042 EUR	0.00	1
TSX Venture Exchange	2024/07/26	21:54	0.065 CAD	0.02	13
Stuttgart	2024/07/26	11:05	0.034 EUR	0.00	3
Munich	2024/07/26	08:02	0.0525 EUR	0.00	1
Frankfurt	2024/07/26	08:10	0.034 EUR	0.00	1

	26						
FINRA other OTC Issues	2024/07/ 26	21:54	0.0474	USD	0.01		12

## Company profile

### Company Logo

**ROSCAN**GOLD

### Company Profile

-

### Contact Details

ROSCAN GOLD

--

----

Telefon: -

Fax: -

E-mail: -