

MIG HOLDINGS SA

ISIN: **GRS314003013** WKN: -

Overview

2023/09/22 21:35:02

Price
4.054 EURDifference  -1.12% (-0.05)

General attributes

ISIN	GRS314003013
Symbol	MIG
Exchange	Berlin
Currency	EUR
Sector	Financial
Security type	Stock
Market cap (m)	128 EUR
Benchmark	GREECE

Market data

Bid (Bid size)	-
Ask (Ask size)	-
Open	4.114 EUR
High	4.154 EUR
Low	4.044 EUR
Close (prev. day)	4.10 EUR
VWAP	-
Volume (pcs)	0
Trading volume	0.00
Number of trades	10
Last size	0

Futures and Options




Related Futures	-
Related Options	-

5y



Information about previous performance does not guarantee future performance.
Source: FactSet

Recent research

on sector		on market	
Date		Headline	Download
2023/09/18		Aktienempfehlungen Österreich	
2023/09/11		Aktienempfehlungen Österreich	
2023/09/08		Global Equity Ratings	
2023/09/08		Aktienempfehlungen Global	
2023/09/01		Equity Weekly	

Details

2023/09/22 21:35:02

Price

4.054 EUR

Difference ▼ -1.12% (-0.05)

General attributes

ISIN	GRS314003013
Symbol	MIG
Exchange	Berlin
Currency	EUR
Sector	Financial
Security type	Stock
Market cap (m)	128 EUR
Benchmark	GREECE

Market data

Bid (Bid size)	-
Ask (Ask size)	-
Open	4.114 EUR
High	4.154 EUR
Low	4.044 EUR
Close (prev. day)	4.10 EUR
VWAP	-
Volume (pcs)	0
Trading volume	0.00
Number of trades	10
Last size	0

Performance and Risk

	6m	1y	3y
Perf (%)	-37.73%	+429.93%	+181.53%
Perf (abs.)	-2.46	+3.29	+2.61
Beta	3.93	2.32	1.50
Volatility	92.23	122.05	109.54

5y



Information about previous performance does not guarantee future performance.
Source: FactSet

Price data

Ø price 5 days Ø volume 5 days (pcs.)	4.087 EUR (0)
Ø price 30 days Ø volume 30 days (pcs.)	3.994 EUR (0)
Ø price 100 days Ø volume 100 days (pcs.)	4.309 EUR (0)
Ø price 250 days Ø volume 250 days (pcs.)	3.565 EUR (13)
YTD High date	7.800 EUR (2023/02/15)
YTD Low date	1.095 EUR (2023/01/17)
52 Weeks High date	7.800 EUR (2023/02/15)
52 Weeks Low date	0.735 EUR (2022/10/18)

All listings for MIG HOLDINGS SA

Exchange ⊕	Date	Time	Price	Trading volume (mio.)	Number of trades
Stuttgart	2023/04/26	08:13	0.13 EUR	0.00	3
Munich	2023/09/22	08:06	4.22 EUR	0.00	1
London Stock Exchange	2023/06/15	17:42	4.3892 EUR	0.00	2
Frankfurt	2023/09/22	21:50	3.996 EUR	0.00	2
FINRA other OTC	2023/03/	16:41	5.835 USD	0.00	1

Issues	21					
Berlin	2023/09/ 22	21:35	4.054 EUR	0.00		10
Athens Stock Exchange	2023/09/ 22	16:15	4.095 EUR	0.03		65

Company profile

Company Logo



Company Profile

-

Contact Details

MIG HOLDINGS

--

Telefon: -

Fax: -

E-mail: -