

## BOLLORÉ S.A.

ISIN: FR0000039299

WKN: 3929

## Overview

2024/07/26 20:24:03

Price  
6.0615 USDDifference  -1.12% (-0.07)

## General attributes

ISIN	FR0000039299
Symbol	BOL
Exchange	FINRA other OTC Issues
Currency	USD
Sector	Media / Entertainment / Recreation
Security type	Stock
Market cap (m)	16,186 EUR
Benchmark	CAC 40 INDEX

## Market data

Bid (Bid size)	-
Ask (Ask size)	-
Open	6.10 USD
High	6.3174 USD
Low	6.06 USD
Close (prev. day)	6.13 USD
VWAP	6.176887 USD
Volume (pcs)	104,469
Trading volume	645,293.17
Number of trades	34
Last size	3,700

## Futures and Options







Related Futures	24
Related Options	-

5y



Information about previous performance does not guarantee future performance.  
Source: FactSet

## Recent research

on sector		on market		
Date		Headline		Download
2024/07/24		Global Equity Ratings		
2024/07/24		Aktienempfehlungen Global		
2024/07/15		Aktienempfehlungen Global		
2024/07/12		Global Equity Ratings		
2024/07/09		Aktienempfehlungen Österreich		

## Details

2024/07/26 20:24:03

## Price

6.0615 USD

Difference  -1.12% (-0.07)

## General attributes

ISIN	FR0000039299
Symbol	BOL
Exchange	FINRA other OTC Issues
Currency	USD
Sector	Media / Entertainment / Recreation
Security type	Stock
Market cap (m)	16,186 EUR
Benchmark	CAC 40 INDEX

## Market data

Bid (Bid size)	-
Ask (Ask size)	-
Open	6.10 USD
High	6.3174 USD
Low	6.06 USD
Close (prev. day)	6.13 USD
VWAP	6.176887 USD
Volume (pcs)	104,469
Trading volume	645,293.17
Number of trades	34
Last size	3,700

## Performance and Risk

	6m	1y	3y
Perf (%)	-5.61%	-8.44%	+11.12%
Perf (abs.)	-0.36	-0.56	+0.61
Beta	0.68	0.74	0.70
Volatility	23.92	23.60	27.78

5y



Information about previous performance does not guarantee future performance.  
Source: FactSet

## Price data

Ø price 5 days   Ø volume 5 days (pcs.)	6.3193 USD (129,742)
Ø price 30 days   Ø volume 30 days (pcs.)	6.1929 USD (88,929)
Ø price 100 days   Ø volume 100 days (pcs.)	6.5147 USD (54,967)
Ø price 250 days   Ø volume 250 days (pcs.)	6.1709 USD (54,538)
YTD High   date	6.9600 USD (2024/03/04)
YTD Low   date	5.7800 USD (2024/06/28)
52 Weeks High   date	6.9600 USD (2024/03/04)
52 Weeks Low   date	5.1801 USD (2023/10/03)

## Arbitrage views

Exchange 	Date	Time	Price	Trading volume (mio.)	Number of trades
Vienna Stock Exchange	2024/07/26	15:30	5.685 EUR	0.00	3
Tradegate	2024/07/26	22:26	5.695 EUR	0.00	7
Stuttgart	2024/07/26	15:08	5.665 EUR	0.00	10
Munich	2024/07/26	08:19	5.67 EUR	0.00	2
London Stock Exchange	2024/	17:30	5.665 EUR	0.00	2

European Trade Reporting	07/26					
Frankfurt	2024/ 07/26	08:20	5.66 EUR	0.00		2
FINRA other OTC Issues	2024/ 07/26	20:24	6.0615 USD	0.65		34
Euronext Paris	2024/ 07/26	17:35	5.675 EUR	4.51		1,387
Euronext Milan MTF Trading After Hours	-	-	-	0.00		-
Duesseldorf	2024/ 07/26	08:10	5.65 EUR	0.00		3
Berlin	2024/ 07/26	21:50	5.685 EUR	0.00		17

## Company profile

### Company Logo



#### Contact Details

BOLLORÉ SE

--

----

Telefon: -

Fax: -

E-mail: -

### Company Profile

-

#### Members of Management Board

Cyrille Bolloré	Chairman of Managing Board
-----------------	----------------------------

#### Board of directors

Alexandre François Picciotto	Member of Supervisory Board
Benoit Alteirac	Member of Supervisory Board
Chantal Bolloré	Member of Supervisory Board
Cédric de Bailliencourt dit Courcol	Member of Supervisory Board
David Macmillan	Member of Supervisory Board
Elsa Berst	Member of Supervisory Board
François Thomazeau	Member of Supervisory Board
Marie Bolloré	Member of Supervisory Board
Sophie Kloosterman	Member of Supervisory Board
Sébastien Bolloré	Member of Supervisory Board
Virginie Courtin	Member of Supervisory Board
Yannick Bolloré	Member of Supervisory Board