

## SPARK NEW ZEALAND LTD

ISIN: NZTELE0001S4 WKN: SPK

## Overview

2024/07/19 08:05:59

Price  
2.26 EURDifference  -0.88% (-0.02)

## General attributes

ISIN	NZTELE0001S4
Symbol	SPK
Exchange	Frankfurt
Currency	EUR
Sector	Telecommunications
Security type	Stock
Market cap (m)	4,206 EUR
Benchmark	MSCI WORLD INDEX (STRD, UHD)

## Market data

Bid (Bid size)	2.26 EUR (1,000)
Ask (Ask size)	2.36 EUR (1,500)
Open	2.26 EUR
High	2.26 EUR
Low	2.26 EUR
Close (prev. day)	2.28 EUR
VWAP	2.34 EUR
Volume (pcs)	0
Trading volume	0.00
Number of trades	1
Last size	0

## Futures and Options









Related Futures	-
Related Options	-



5y

Information about previous performance does not guarantee future performance.  
Source: FactSet

## Recent research

on sector			
Date		Headline	Download
2024/07/15		Aktienempfehlungen Global	
2024/07/12		Global Equity Ratings	
2024/07/09		Aktienempfehlungen Österreich	
2024/06/24		Aktienempfehlungen Österreich	
2024/06/21		Global Equity Ratings	

## Details

2024/07/19 08:05:59

**Price**  
2.26 EUR

**Difference** ▼ -0.88% (-0.02)

## General attributes

ISIN	NZTELE0001S4
Symbol	SPK
Exchange	Frankfurt
Currency	EUR
Sector	Telecommunications
Security type	Stock
Market cap (m)	4,206 EUR
Benchmark	MSCI WORLD INDEX (STRD, UHD)

## Market data

Bid (Bid size)	2.26 EUR (1,000)
Ask (Ask size)	2.36 EUR (1,500)
Open	2.26 EUR
High	2.26 EUR
Low	2.26 EUR
Close (prev. day)	2.28 EUR
VWAP	2.34 EUR
Volume (pcs)	0
Trading volume	0.00
Number of trades	1
Last size	0

## Performance and Risk

	6m	1y	3y
Perf (%)	-21.38%	-17.99%	-19.72%
Perf (abs.)	-0.62	-0.50	-0.56
Beta	-0.21	-0.03	0.08
Volatility	25.07	23.71	22.80

5y



Information about previous performance does not guarantee future performance.  
Source: FactSet

## Price data

Ø price 5 days   Ø volume 5 days (pcs.)	2.28 EUR (0)
Ø price 30 days   Ø volume 30 days (pcs.)	2.27 EUR (91)
Ø price 100 days   Ø volume 100 days (pcs.)	2.46 EUR (455)
Ø price 250 days   Ø volume 250 days (pcs.)	2.66 EUR (237)
YTD High   date	2.98 EUR (2024/01/05)
YTD Low   date	2.22 EUR (2024/06/24)
52 Weeks High   date	2.98 EUR (2024/01/05)
52 Weeks Low   date	2.22 EUR (2024/06/24)

## All listings for SPARK NEW ZEALAND LTD

Exchange	Date	Time	Price	Trading volume (mio.)	Number of trades
Tradegate	2024/07/18	22:02	2.30 EUR	0.00	1
Stuttgart	2024/07/19	13:59	2.26 EUR	0.00	4
Munich	2024/07/19	08:01	2.32 EUR	0.00	1
Hanover	2024/07/19	08:06	2.26 EUR	0.00	1
Hamburg	2024/07/19	08:02	2.26 EUR	0.00	1

	19						
Frankfurt	2024/07/19	08:05	2.26	EUR	0.00		1
FINRA other OTC Issues	2024/07/16	20:30	2.495	USD	0.00		2
Duesseldorf	2024/07/19	12:30	2.24	EUR	0.00		3
Berlin	2024/07/19	08:01	2.26	EUR	0.00		1
Australian Securities Exchange	2024/07/19	08:10	3.77	AUD	2.19		655

## Company profile

### Company Logo



Spark

### Company Profile

-

### Contact Details

SPARK NEW ZEALAND LTD

--

Telecom Netwk House, Jervois Quay 68  
6011 Wellington

Telefon: +64-4-48019000

Fax: -

E-mail: [investor-info@telecom.co.nz](mailto:investor-info@telecom.co.nz)