

REECE LIMITED NPV

ISIN: **AU000000REH4** WKN: **REH**

Overview

2024/01/19 17:28:03

Price

14.80 USD

Difference  23.33% (2.80)

General attributes

ISIN AU000000REH4

Symbol REH

Exchange FINRA other OTC Issues

Currency USD

Sector Commerce

Security type Stock

Market cap (m) 10,475 EUR

Benchmark ASX ALL ORDINARIES INDEX

Market data

Bid (Bid size) -

Ask (Ask size) -

Open 14.80 USD

High 14.80 USD

Low 14.80 USD

Close (prev. day) 12.00 USD

VWAP 14.80 USD

Volume (pcs) 200

Trading volume 2,960.00

Number of trades 1

Last size 200

Futures and Options

Related Futures -

Related Options 615

5y













Information about previous performance does not guarantee future performance.

Source: FactSet

Recent research

on sector

Date	Headline	Download
2024/07/15	 Aktienempfehlungen Global	
2024/07/12	 Global Equity Ratings	
2024/06/21	 Equity Weekly	
2024/06/21	 Global Equity Ratings	
2024/06/21	 Aktienempfehlungen Global	

Details

2024/01/19 17:28:03

Price

14.80 USD

 Difference ▲ 23.33% (2.80)

General attributes

ISIN	AU000000REH4
Symbol	REH
Exchange	FINRA other OTC Issues
Currency	USD
Sector	Commerce
Security type	Stock
Market cap (m)	10,475 EUR
Benchmark	ASX ALL ORDINARIES INDEX

Market data

Bid (Bid size)	-
Ask (Ask size)	-
Open	14.80 USD
High	14.80 USD
Low	14.80 USD
Close (prev. day)	12.00 USD
VWAP	14.80 USD
Volume (pcs)	200
Trading volume	2,960.00
Number of trades	1
Last size	200

Performance and Risk

	6m	1y	3y
Perf (%)	-	-	+68.18%
Perf (abs.)	-	-	+6.00
Beta	1.27	1.20	1.33
Volatility	45.07	152.04	374.21

5y



Information about previous performance does not guarantee future performance.

Source: FactSet

Price data

Ø price 5 days Ø volume 5 days (pcs.)	- USD (-)
Ø price 30 days Ø volume 30 days (pcs.)	- USD (-)
Ø price 100 days Ø volume 100 days (pcs.)	13.40 USD (64)
Ø price 250 days Ø volume 250 days (pcs.)	12.51 USD (27)
YTD High date	- USD (-)
YTD Low date	- USD (-)
52 Weeks High date	14.80 USD (2024/01/19)
52 Weeks Low date	10.65 USD (2023/03/08)

All listings for REECE LIMITED NPV

Exchange	Date	Time	Price	Trading volume (mio.)	Number of trades
FINRA other OTC Issues	2024/01/19	17:28	14.80 USD	0.00	1
Australian Securities Exchange	2024/07/19	08:10	26.37 AUD	7.97	8,030

Company profile

Company Logo

Contact Details

REECE AUSTRALIA

--

Telefon: -

Fax: -

E-mail: -

Company Profile

-