

TITAN N.V.

ISIN: NL0010389508

WKN: -

Overview

2024/07/16 09:00:55

Price
1.45 EURDifference  0.00% (0.00)

General attributes

ISIN	NL0010389508
Symbol	TITAN
Exchange	Euronext Amsterdam
Currency	EUR
Sector	Software
Security type	Stock
Market cap (m)	3 EUR
Benchmark	AMSTERDAM EXCHANGES INDEX

Market data

Bid (Bid size)	1.42 EUR (850)
Ask (Ask size)	1.44 EUR (452)
Open	1.45 EUR
High	1.45 EUR
Low	1.45 EUR
Close (prev. day)	1.45 EUR
VWAP	1.45 EUR
Volume (pcs)	11,160
Trading volume	16,182.00
Number of trades	4
Last size	4,860

Futures and Options




Related Futures	-
Related Options	-

5y



Information about previous performance does not guarantee future performance.
Source: FactSet

Recent research

on sector		on market	
Date		Headline	Download
2024/07/15		Aktienempfehlungen Global	
2024/07/12		Global Equity Ratings	
2024/07/09		Aktienempfehlungen Österreich	
2024/07/05		Equity Weekly	
2024/06/24		Aktienempfehlungen Österreich	

Details

2024/07/16 09:00:55

Price

1.45 EUR

Difference ➔ 0.00% (0.00)

General attributes

ISIN	NL0010389508
Symbol	TITAN
Exchange	Euronext Amsterdam
Currency	EUR
Sector	Software
Security type	Stock
Market cap (m)	3 EUR
Benchmark	AMSTERDAM EXCHANGES INDEX

Market data

Bid (Bid size)	1.42 EUR (850)
Ask (Ask size)	1.44 EUR (452)
Open	1.45 EUR
High	1.45 EUR
Low	1.45 EUR
Close (prev. day)	1.45 EUR
VWAP	1.45 EUR
Volume (pcs)	11,160
Trading volume	16,182.00
Number of trades	4
Last size	4,860

Performance and Risk

	6m	1y	3y
Perf (%)	+6.62%	-91.94%	-93.86%
Perf (abs.)	+0.09	-16.55	-22.15
Beta	-0.03	-4.01	-0.37
Volatility	40.39	363.51	216.67

5y



Information about previous performance does not guarantee future performance.
Source: FactSet

Price data

Ø price 5 days Ø volume 5 days (pcs.)	1.42 EUR (10,858)
Ø price 30 days Ø volume 30 days (pcs.)	1.41 EUR (3,201)
Ø price 100 days Ø volume 100 days (pcs.)	1.46 EUR (3,909)
Ø price 250 days Ø volume 250 days (pcs.)	5.89 EUR (4,735)
YTD High date	1.92 EUR (2024/02/21)
YTD Low date	1.26 EUR (2024/01/30)
52 Weeks High date	32.40 EUR (2023/08/29)
52 Weeks Low date	1.13 EUR (2023/09/14)

Arbitrage views

Exchange ⊕	Date	Time	Price	Trading volume (mio.)	Number of trades
Stuttgart	2024/07/16	14:33	1.38 EUR	0.00	5
Munich	2024/07/16	08:29	1.44 EUR	0.00	1
London Stock Exchange	2018/05/22	17:36	8.20 EUR	0.00	1
Frankfurt	2024/07/16	08:00	1.46 EUR	0.00	1
Euronext Amsterdam	2024/07/16	09:00	1.45 EUR	0.02	4

Company profile

Company Logo

Contact Details

TITAN NV

--

De Corridor 5d, 3rd Floor - 3621 ZA
Breukelen

Telefon: +31-88-369-8000

Fax: +

E-mail: -

Company Profile

-

Members of Management Board

Jan Sundelin Chairman of
Managing Board

Juan Vicente Member of Executive
Vidagany Espert Committee

Michiel Wolfswinkel Member of Executive
Committee

Patrick van Boom Member of Executive
Committee

Board of directors

Georg Werger Chairman of
Supervisory Board

Gerdy Harteveld-
Smeets Member of Supervisory
Board

Per Mikael
Nordling Member of Supervisory
Board