

## CHEMOMETEC A/S

ISIN: **DK0060055861** WKN: -

## Overview

2024/08/16 09:31:58

Price  
51.85 EURDifference  0.10% (0.05)

## General attributes

ISIN	DK0060055861
Symbol	CHEMM
Exchange	Frankfurt
Currency	EUR
Sector	Chemical / Pharmaceutical / Health
Security type	Stock
Market cap (m)	897 EUR
Benchmark	OMX COPENHAGEN 20

## Market data

Bid (Bid size)	-
Ask (Ask size)	-
Open	51.85 EUR
High	51.85 EUR
Low	51.85 EUR
Close (prev. day)	51.80 EUR
VWAP	51.78011 EUR
Volume (pcs)	0
Trading volume	0.00
Number of trades	2
Last size	0

## Futures and Options






Related Futures	-
Related Options	-

5y



Information about previous performance does not guarantee future performance.  
Source: FactSet

## Recent research

on sector			
Date		Headline	Download
2024/08/16		Equity Weekly	
2024/08/13		Aktienempfehlungen Österreich	
2024/08/12		Global Equity Ratings	
2024/08/12		Aktienempfehlungen Global	
2024/08/09		Equity Weekly	

## Details

2024/08/16 09:31:58

## Price

51.85 EUR

Difference ▲ 0.10% (0.05)

## General attributes

ISIN	DK0060055861
Symbol	CHEMM
Exchange	Frankfurt
Currency	EUR
Sector	Chemical / Pharmaceutical / Health
Security type	Stock
Market cap (m)	897 EUR
Benchmark	OMX COPENHAGEN 20

## Market data

Bid (Bid size)	-
Ask (Ask size)	-
Open	51.85 EUR
High	51.85 EUR
Low	51.85 EUR
Close (prev. day)	51.80 EUR
VWAP	51.78011 EUR
Volume (pcs)	0
Trading volume	0.00
Number of trades	2
Last size	0

## Performance and Risk

	6m	1y	3y
Perf (%)	-12.04%	-10.45%	-56.86%
Perf (abs.)	-7.10	-6.05	-68.35
Beta	0.54	0.53	0.93
Volatility	62.57	66.91	60.59

5y



Information about previous performance does not guarantee future performance.  
Source: FactSet

## Price data

Ø price 5 days   Ø volume 5 days (pcs.)	50.94 EUR (35)
Ø price 30 days   Ø volume 30 days (pcs.)	50.13 EUR (10)
Ø price 100 days   Ø volume 100 days (pcs.)	45.95 EUR (14)
Ø price 250 days   Ø volume 250 days (pcs.)	48.98 EUR (12)
YTD High   date	73.15 EUR (2024/03/11)
YTD Low   date	37.56 EUR (2024/04/25)
52 Weeks High   date	73.15 EUR (2024/03/11)
52 Weeks Low   date	33.82 EUR (2023/10/26)

## Arbitrage views

Exchange <span style="color: blue;">⊕</span>	Date	Time	Price	Trading volume (mio.)	Number of trades
Tradegate	2024/08/16	22:02	51.70 EUR	0.00	1
Stuttgart	2024/08/16	15:43	51.05 EUR	0.00	11
Nasdaq Copenhagen	2024/08/16	17:20	385.00 DKK	9.50	714
Munich	2024/08/16	08:09	52.40 EUR	0.00	2
London Stock Exchange	2024/	16:55	390.70 DKK	0.00	2

European Trade Reporting	08/16				
Frankfurt	2024/ 08/16	09:31	51.85 EUR	0.00	2
Duesseldorf	2024/ 08/16	19:31	51.25 EUR	0.00	6
Berlin	2024/ 08/16	21:43	51.65 EUR	0.00	19

## Company profile

### Company Logo



### Company Profile

-

### Contact Details

CHEMOMETEC

--

Gydevang 43 3450 Allerød

Telefon: +45 48 13 10 20

Fax: +45 48 13 10 21

E-mail: [contact@chemometec.com](mailto:contact@chemometec.com)