

CHEMOMETEC A/S

ISIN: **DK0060055861** WKN: -

Overview

2024/08/09 08:03:49

Price

50.50 EUR

Difference  -0.20% (-0.10)

General attributes

ISIN DK0060055861

Symbol CHEMM

Exchange Frankfurt

Currency EUR

Sector Chemical / Pharmaceutical / Health

Security type Stock

Market cap (m) 885 EUR

Benchmark OMX COPENHAGEN 20

Market data

Bid (Bid size) 50.30 EUR (100)

Ask (Ask size) 51.35 EUR (100)

Open 50.50 EUR

High 50.50 EUR

Low 50.50 EUR

Close (prev. day) 50.60 EUR

VWAP 48.78 EUR

Volume (pcs) 0

Trading volume 0.00

Number of trades 1

Last size 0

Futures and Options

Related Futures -

Related Options -

5y






Information about previous performance does not guarantee future performance.

Source: FactSet

Recent research

on sector

Date	Headline	Download
2024/08/09	 Equity Weekly	
2024/07/29	 Aktienempfehlungen Österreich	
2024/07/24	 Global Equity Ratings	
2024/07/24	 Aktienempfehlungen Global	
2024/07/15	 Aktienempfehlungen Global	

Details

2024/08/09 08:03:49

Price

50.50 EUR

Difference ▼ -0.20% (-0.10)

General attributes

ISIN	DK0060055861
Symbol	CHEMM
Exchange	Frankfurt
Currency	EUR
Sector	Chemical / Pharmaceutical / Health
Security type	Stock
Market cap (m)	885 EUR
Benchmark	OMX COPENHAGEN 20

Market data

Bid (Bid size)	50.30 EUR (100)
Ask (Ask size)	51.35 EUR (100)
Open	50.50 EUR
High	50.50 EUR
Low	50.50 EUR
Close (prev. day)	50.60 EUR
VWAP	48.78 EUR
Volume (pcs)	0
Trading volume	0.00
Number of trades	1
Last size	0

Performance and Risk

	6m	1y	3y
Perf (%)	-20.94%	-7.75%	-60.68%
Perf (abs.)	-13.40	-4.25	-78.10
Beta	0.56	0.54	0.95
Volatility	62.99	67.25	60.66

5y



Information about previous performance does not guarantee future performance.
Source: FactSet

Price data

Ø price 5 days Ø volume 5 days (pcs.)	49.33 EUR (0)
Ø price 30 days Ø volume 30 days (pcs.)	48.74 EUR (5)
Ø price 100 days Ø volume 100 days (pcs.)	46.27 EUR (12)
Ø price 250 days Ø volume 250 days (pcs.)	49.11 EUR (11)
YTD High date	73.15 EUR (2024/03/11)
YTD Low date	37.56 EUR (2024/04/25)
52 Weeks High date	73.15 EUR (2024/03/11)
52 Weeks Low date	33.82 EUR (2023/10/26)

All listings for CHEMOMETEC A/S

Exchange	Date	Time	Price	Trading volume (mio.)	Number of trades
Tradegate	2024/08/09	09:22	51.20 EUR	0.00	1
Stuttgart	2024/08/09	15:31	50.65 EUR	0.00	3
Nasdaq Copenhagen	2024/08/09	17:20	379.80 DKK	5.83	459
Munich	2024/08/09	08:11	51.25 EUR	0.00	1
London Stock Exchange	2024/	16:55	383.70 DKK	0.00	2

European Trade Reporting	08/09					
Frankfurt	2024/ 08/09	08:03	50.50 EUR	0.00		1
Duesseldorf	2024/ 08/09	16:30	50.80 EUR	0.00		4
Berlin	2024/ 08/09	17:50	50.95 EUR	0.00		13

Company profile

Company Logo



Company Profile

-

Contact Details

CHEMOMETEC

--

Gydevang 43 3450 Allerød

Telefon: +45 48 13 10 20

Fax: +45 48 13 10 21

E-mail: contact@chemometec.com