

CHEMOMETEC A/S

ISIN: **DK0060055861** WKN: -

Overview

2024/05/03 09:15:30

Price

38.98 EUR

Difference  -1.02% (-0.40)

General attributes

ISIN DK0060055861

Symbol CHEMM

Exchange Frankfurt

Currency EUR

Sector Chemical / Pharmaceutical / Health

Security type Stock

Market cap (m) 676 EUR

Benchmark OMX COPENHAGEN 20

Market data

Bid (Bid size) 39.28 EUR (300)

Ask (Ask size) 39.96 EUR (300)

Open 38.48 EUR

High 38.98 EUR

Low 38.48 EUR

Close (prev. day) 39.38 EUR

VWAP 38.72 EUR

Volume (pcs) 0

Trading volume 0.00

Number of trades 2

Last size 0

Futures and Options

Related Futures -

Related Options -

5y







Information about previous performance does not guarantee future performance.

Source: FactSet

Recent research

on sector

Date	Headline	Download
2024/04/29	 Aktienempfehlungen Österreich	
2024/04/26	 Global Equity Ratings	
2024/04/26	 Aktienempfehlungen Global	
2024/04/15	 Aktienempfehlungen Österreich	
2024/04/03	 Global Equity Ratings	

Details

2024/05/03 09:15:30

Price

38.98 EUR

Difference ▼ -1.02% (-0.40)

General attributes

ISIN	DK0060055861
Symbol	CHEMM
Exchange	Frankfurt
Currency	EUR
Sector	Chemical / Pharmaceutical / Health
Security type	Stock
Market cap (m)	676 EUR
Benchmark	OMX COPENHAGEN 20

Market data

Bid (Bid size)	39.28 EUR (300)
Ask (Ask size)	39.96 EUR (300)
Open	38.48 EUR
High	38.98 EUR
Low	38.48 EUR
Close (prev. day)	39.38 EUR
VWAP	38.72 EUR
Volume (pcs)	0
Trading volume	0.00
Number of trades	2
Last size	0

Performance and Risk

	6m	1y	3y
Perf (%)	-9.39%	-25.56%	-56.80%
Perf (abs.)	-4.08	-13.52	-51.77
Beta	0.74	0.53	1.05
Volatility	73.96	66.28	60.27

5y



Information about previous performance does not guarantee future performance.
Source: FactSet

Price data

Ø price 5 days Ø volume 5 days (pcs.)	38.62 EUR (0)
Ø price 30 days Ø volume 30 days (pcs.)	46.70 EUR (24)
Ø price 100 days Ø volume 100 days (pcs.)	53.13 EUR (18)
Ø price 250 days Ø volume 250 days (pcs.)	53.28 EUR (16)
YTD High date	73.15 EUR (2024/03/11)
YTD Low date	37.56 EUR (2024/04/25)
52 Weeks High date	73.15 EUR (2024/03/11)
52 Weeks Low date	33.82 EUR (2023/10/26)

All listings for CHEMOMETEC A/S

Exchange	Date	Time	Price	Trading volume (mio.)	Number of trades
Tradegate	2024/05/02	22:26	38.92 EUR	0.00	1
Stuttgart	2024/05/03	12:26	39.38 EUR	0.00	5
Nasdaq Copenhagen	2024/05/03	12:49	295.00 DKK	7.07	388
Munich	2024/05/03	08:03	39.12 EUR	0.00	1
London Stock Exchange	2024/	09:00	291.50 DKK	0.00	1

European Trade Reporting	05/03					
Frankfurt	2024/ 05/03	09:15	38.98 EUR	0.00		2
Duesseldorf	2024/ 05/03	12:30	39.52 EUR	0.00		3
Berlin	2024/ 05/03	12:43	39.54 EUR	0.00		7

Company profile

Company Logo



Company Profile

-

Contact Details

CHEMOMETEC

--

Gydevang 43 3450 Allerød

Telefon: +45 48 13 10 20

Fax: +45 48 13 10 21

E-mail: contact@chemometec.com