

## AMSC ASA

ISIN: NO0010272065

WKN: -

## Overview

2024/09/13 21:39:20

Price  
2.36 EURDifference  5.83% (0.13)

## General attributes

ISIN	NO0010272065
Symbol	AMSC
Exchange	Frankfurt
Currency	EUR
Sector	Transport
Security type	Stock
Market cap (m)	170 EUR
Benchmark	NORWAY OSLO BORS ALL SHARE(TRG)

## Market data

Bid (Bid size)	-
Ask (Ask size)	-
Open	2.325 EUR
High	2.36 EUR
Low	2.325 EUR
Close (prev. day)	2.23 EUR
VWAP	2.51 EUR
Volume (pcs)	0
Trading volume	0.00
Number of trades	3
Last size	0

## Futures and Options

Related Futures	-
Related Options	-











5y



Information about previous performance does not guarantee future performance.  
Source: FactSet

## Recent research

on sector

Date		Headline	Download
2024/09/11		Global Equity Ratings	
2024/09/11		Aktienempfehlungen Global	
2024/09/09		Aktienempfehlungen Österreich	
2024/09/05		Global Equity Ratings	
2024/09/05		Aktienempfehlungen Global	

## Details

2024/09/13 21:39:20

## Price

2.36 EUR

Difference ▲ 5.83% (0.13)

## General attributes

ISIN	NO0010272065
Symbol	AMSC
Exchange	Frankfurt
Currency	EUR
Sector	Transport
Security type	Stock
Market cap (m)	170 EUR
Benchmark	NORWAY OSLO BORS ALL SHARE(TRG)

## Market data

Bid (Bid size)	-
Ask (Ask size)	-
Open	2.325 EUR
High	2.36 EUR
Low	2.325 EUR
Close (prev. day)	2.23 EUR
VWAP	2.51 EUR
Volume (pcs)	0
Trading volume	0.00
Number of trades	3
Last size	0

## Performance and Risk

	6m	1y	3y
Perf (%)	+10.54%	-33.33%	-22.24%
Perf (abs.)	+0.23	-1.18	-0.68
Beta	-	-	-
Volatility	41.88	84.46	55.80

5y



Information about previous performance does not guarantee future performance.  
Source: FactSet

## Price data

Ø price 5 days   Ø volume 5 days (pcs.)	2.24 EUR (0)
Ø price 30 days   Ø volume 30 days (pcs.)	2.42 EUR (290)
Ø price 100 days   Ø volume 100 days (pcs.)	2.61 EUR (162)
Ø price 250 days   Ø volume 250 days (pcs.)	2.54 EUR (174)
YTD High   date	3.02 EUR (2024/07/03)
YTD Low   date	2.10 EUR (2024/03/11)
52 Weeks High   date	4.06 EUR (2023/10/23)
52 Weeks Low   date	1.85 EUR (2023/10/27)

## All listings for AMSC ASA

Exchange	Date	Time	Price	Trading volume (mio.)	Number of trades
Tradegate	2024/09/13	22:02	2.38 EUR	0.00	1
Stuttgart	2024/09/13	16:37	2.34 EUR	0.00	13
Munich	2024/09/13	08:08	2.28 EUR	0.00	2
London Stock Exchange	2023/04/14	09:23	41.50 NOK	0.23	1
Frankfurt	2024/09/13	21:39	2.36 EUR	0.00	3

	13					
First North Stockholm	2024/09/ 02	18:00	29.15 NOK	0.01		7
FINRA other OTC Issues	2024/09/ 13	18:18	2.60 USD	0.01		3
Duesseldorf	2024/09/ 13	08:12	2.265 EUR	0.00		3
Berlin	2024/09/ 13	21:43	2.375 EUR	0.00		19

## Company profile

### Company Logo



### Company Profile

-

### Contact Details

AMSC ASA

--

----

Telefon: -

Fax: -

E-mail: -