

ING GROEP N.V.

ISIN: NL0011821202 WKN: 507180

Overview

2024/07/26 15:28:30

Price

16.886 EUR

Difference  -0.14% (-0.02)

General attributes

ISIN	NL0011821202
Symbol	INGA
Exchange	Frankfurt
Currency	EUR
Sector	Financial
Security type	Stock
Market cap (m)	52,886 EUR
Benchmark	AMSTERDAM EXCHANGES INDEX

Market data

Bid (Bid size)	-
Ask (Ask size)	-
Open	16.902 EUR
High	17.036 EUR
Low	16.886 EUR
Close (prev. day)	16.91 EUR
VWAP	16.97156 EUR
Volume (pcs)	1,863
Trading volume	31,618.02
Number of trades	7
Last size	16

Futures and Options

Related Futures	54
Related Options	-











5y



Information about previous performance does not guarantee future performance.

Source: FactSet

Recent research

on sector		on market	
Date		Headline	Download
2024/07/24		Global Equity Ratings	
2024/07/24		Aktienempfehlungen Global	
2024/07/19		Equity Weekly	
2024/07/15		Aktienempfehlungen Global	
2024/07/12		Global Equity Ratings	

Details

2024/07/26 15:28:30

Price

16.886 EUR

Difference 📉 -0.14% (-0.02)

General attributes

ISIN	NL0011821202
Symbol	INGA
Exchange	Frankfurt
Currency	EUR
Sector	Financial
Security type	Stock
Market cap (m)	52,886 EUR
Benchmark	AMSTERDAM EXCHANGES INDEX

Market data

Bid (Bid size)	-
Ask (Ask size)	-
Open	16.902 EUR
High	17.036 EUR
Low	16.886 EUR
Close (prev. day)	16.91 EUR
VWAP	16.97156 EUR
Volume (pcs)	1,863
Trading volume	31,618.02
Number of trades	7
Last size	16

Performance and Risk

	6m	1y	3y
Perf (%)	+28.37%	+28.72%	+55.57%
Perf (abs.)	+3.73	+3.77	+6.03
Beta	0.50	0.58	1.07
Volatility	24.32	21.97	31.11

5y



Information about previous performance does not guarantee future performance.
Source: FactSet

Price data

Ø price 5 days Ø volume 5 days (pcs.)	17.002 EUR (9,417)
Ø price 30 days Ø volume 30 days (pcs.)	16.408 EUR (7,812)
Ø price 100 days Ø volume 100 days (pcs.)	15.704 EUR (11,035)
Ø price 250 days Ø volume 250 days (pcs.)	13.960 EUR (12,453)
YTD High date	17.228 EUR (2024/07/23)
YTD Low date	11.900 EUR (2024/02/07)
52 Weeks High date	17.228 EUR (2024/07/23)
52 Weeks Low date	11.486 EUR (2023/11/02)

All listings for ING GROEP N.V.

Exchange	Date	Time	Price	Trading volume (mio.)	Number of trades
Xetra	2024/07/26	17:35	17.024 EUR	1.09	137
Vienna Stock Exchange	2024/07/26	15:30	16.904 EUR	0.00	4
Tradegate	2024/07/26	22:26	17.098 EUR	3.23	160
Stuttgart	2024/07/26	17:15	17.018 EUR	0.07	15
SIX Swiss Exchange	2019/	17:35	11.30 CHF	0.00	1

	10/25						
Munich	2024/ 07/26	08:19	16.922	EUR	0.00		2
London Stock Exchange European Trade Reporting	2024/ 07/26	17:30	16.976	EUR	0.01		1
Hanover	2024/ 07/26	08:10	16.90	EUR	0.00		3
Hamburg	2024/ 07/26	10:54	17.008	EUR	0.05		2
Frankfurt	2024/ 07/26	15:28	16.886	EUR	0.03		7
FINRA other OTC Issues	2024/ 07/25	20:42	18.38	USD	0.02		1
Euronext Milan MTF Trading After Hours	2024/ 05/03	18:00	15.432	EUR	0.00		1
Euronext Milan MTF Global Equity Market	2024/ 07/26	17:44	17.024	EUR	0.00		3
Euronext Amsterdam	2024/ 07/26	17:35	17.018	EUR	89.14		10,599
Duesseldorf	2024/ 07/26	19:30	16.954	EUR	0.00		7
Berlin	2024/ 07/26	08:08	16.902	EUR	0.00		3

Company profile

Company Logo



Contact Details

ING GROEP NV

--

Bijlmerdreef 106 - 1102 CT Amsterdam

Telefon: +31-20-563-91-11

Fax: +31-20-576-09-50

E-mail: communication@ing.com

Company Profile

-

Members of Management Board

Steven van Rijswijk	Chairman of Managing Board
Ljiljana Cortan	Member of Executive Committee
Tanate Phutrakul	Member of Executive Committee

Board of directors

Kallol Karl Guha	Chairman of Supervisory Board
Margarete Haase	Member of Supervisory Board
Alexandra Reich	Member of Supervisory Board
Alun Michael Rees	Member of Supervisory Board
Harold Naus	Member of Supervisory Board
Hendrica Verhagen	Member of Supervisory Board
Herman Hulst	Member of Supervisory Board
Juan Calafat Colombás	Member of Supervisory Board
Lodewijk Hijmans van den Bergh	Member of Supervisory Board