



## WALLENSTAM AB SER. B

ISIN: SE0017780133 WKN:  
4936532

## Overview

2022/10/07 08:46:56

Price  
3.256 EUR

Difference  1.62% (0.05)

## General attributes

ISIN	SE0017780133
Symbol	WALL B
Exchange	Frankfurt
Currency	EUR
Sector	Other
Security type	Stock
Market cap (m)	1,863 EUR
Benchmark	OMX STOCKHOLM 30 INDEX

## Market data

Bid (Bid size)	-
Ask (Ask size)	-
Open	3.256 EUR
High	3.256 EUR
Low	3.256 EUR
Close (prev. day)	3.204 EUR
VWAP	3.478 EUR
Volume (pcs)	0
Trading volume	0.00
Number of trades	1
Last size	0

## Futures and Options




Related Futures	-
Related Options	-

5y



Information about previous performance does not guarantee future performance.  
Source: FactSet

## Recent research

on sector			
Date		Headline	Download
2022/10/05		Global Equity Ratings	
2022/10/05		Aktienempfehlungen Global	
2022/09/30		Equity Weekly	
2022/09/26		Global Equity Ratings	
2022/09/26		Aktienempfehlungen Global	

## Details

2022/10/07 08:46:56

## Price

3.256 EUR

Difference ▲ 1.62% (0.05)

## General attributes

ISIN	SE0017780133
Symbol	WALL B
Exchange	Frankfurt
Currency	EUR
Sector	Other
Security type	Stock
Market cap (m)	1,863 EUR
Benchmark	OMX STOCKHOLM 30 INDEX

## Market data

Bid (Bid size)	-
Ask (Ask size)	-
Open	3.256 EUR
High	3.256 EUR
Low	3.256 EUR
Close (prev. day)	3.204 EUR
VWAP	3.478 EUR
Volume (pcs)	0
Trading volume	0.00
Number of trades	1
Last size	0

## Performance and Risk

	6m	1y	3y
Perf (%)	-47.31%	-49.44%	-36.09%
Perf (abs.)	-2.92	-3.18	-1.84
Beta	1.20	1.14	0.81
Volatility	52.09	44.20	37.07

5y



Information about previous performance does not guarantee future performance.

Source: FactSet

## Price data

Ø price 5 days   Ø volume 5 days (pcs.)	3.413 EUR (0)
Ø price 30 days   Ø volume 30 days (pcs.)	3.903 EUR (4)
Ø price 100 days   Ø volume 100 days (pcs.)	4.379 EUR (1)
Ø price 250 days   Ø volume 250 days (pcs.)	5.819 EUR (27)
YTD High   date	8.055 EUR (2022/01/03)
YTD Low   date	3.204 EUR (2022/10/06)
52 Weeks High   date	8.285 EUR (2021/11/22)
52 Weeks Low   date	3.204 EUR (2022/10/06)

## Arbitrage views

Exchange <span>⊕</span>	Date	Time	Price	Trading volume (mio.)	Number of trades
Stuttgart	2022/10/07	16:16	3.17 EUR	0.00	5
Nasdaq Stockholm	2022/10/07	17:29	34.42 SEK	27.56	2,009
Munich	2022/10/07	08:12	3.338 EUR	0.00	1
London Stock Exchange European Trade Reporting	2022/09/26	16:38	39.00 SEK	19.50	1
Hanover	2022/	08:01	3.256 EUR	0.00	1

	10/07					
Frankfurt	2022/ 10/07	08:46	3.256	EUR	0.00	1

## Company profile

### Company Logo



### Company Profile

-

### Contact Details

WALLENSTAM

--

Kungsportsavenyen 2 401 84 Goteborg

Telefon: +46 31-20 00 00

Fax: +46 31-10 02 00

E-mail: -