

AEON CO LTD NPV

ISIN: **JP3388200002** WKN: **8267**

Overview

2024/07/17 08:17:28

5y

Price

18.80 EUR

Difference  -0.53% (-0.10)

General attributes

ISIN	JP3388200002
Symbol	8267
Exchange	Stuttgart
Currency	EUR
Sector	Commerce
Security type	Stock
Market cap (m)	16,464 EUR
Benchmark	NIKKEI 225

Market data

Bid (Bid size)	18.70 EUR (2,000)
Ask (Ask size)	19.40 EUR (2,000)
Open	18.80 EUR
High	18.80 EUR
Low	18.80 EUR
Close (prev. day)	18.90 EUR
VWAP	-
Volume (pcs)	0
Trading volume	0.00
Number of trades	1
Last size	0










Futures and Options

Related Futures	-
Related Options	-



Information about previous performance does not guarantee future performance.
Source: FactSet

Recent research

on sector		on market	
Date		Headline	Download
2024/07/15		Aktienempfehlungen Global	
2024/07/12		Global Equity Ratings	
2024/06/21		Equity Weekly	
2024/06/21		Global Equity Ratings	
2024/06/21		Aktienempfehlungen Global	

Details

2024/07/17 08:17:28

Price

18.80 EUR

Difference 📉 -0.53% (-0.10)

General attributes

ISIN	JP3388200002
Symbol	8267
Exchange	Stuttgart
Currency	EUR
Sector	Commerce
Security type	Stock
Market cap (m)	16,464 EUR
Benchmark	NIKKEI 225

Market data

Bid (Bid size)	18.70 EUR (2,000)
Ask (Ask size)	19.40 EUR (2,000)
Open	18.80 EUR
High	18.80 EUR
Low	18.80 EUR
Close (prev. day)	18.90 EUR
VWAP	-
Volume (pcs)	0
Trading volume	0.00
Number of trades	1
Last size	0

Performance and Risk

	6m	1y	3y
Perf (%)	-12.50%	+2.16%	-14.09%
Perf (abs.)	-2.70	+0.40	-3.10
Beta	0.28	0.36	0.51
Volatility	22.24	21.54	26.09

5y



Information about previous performance does not guarantee future performance.
Source: FactSet

Price data

Ø price 5 days Ø volume 5 days (pcs.)	19.12 EUR (0)
Ø price 30 days Ø volume 30 days (pcs.)	19.91 EUR (0)
Ø price 100 days Ø volume 100 days (pcs.)	20.33 EUR (14)
Ø price 250 days Ø volume 250 days (pcs.)	19.99 EUR (9)
YTD High date	22.60 EUR (2024/02/26)
YTD Low date	18.90 EUR (2024/07/11)
52 Weeks High date	22.60 EUR (2024/02/26)
52 Weeks Low date	18.20 EUR (2023/07/20)

Arbitrage views

Exchange	Date	Time	Price	Trading volume (mio.)	Number of trades
Tradegate	2024/07/16	22:02	19.30 EUR	0.00	1
Tokyo Stock Exchange	2024/07/17	08:00	3,260.00 JPY	83.71	4,708
Stuttgart	2024/07/17	08:17	18.80 EUR	0.00	1
Munich	2024/07/17	08:18	19.00 EUR	0.00	1
Frankfurt	2024/07/17	08:07	18.80 EUR	0.00	1

	17					
FINRA other OTC Issues	2024/07/16	16:11	20.4533 USD	0.12		2
Duesseldorf	2024/07/17	16:30	18.50 EUR	0.00		4
Berlin	2024/07/17	08:19	18.80 EUR	0.00		1

Company profile

Company Logo



Company Profile

-

Contact Details

AEON

--

1-5-1, Nakase, Mihama-ku - 261-8515 Chiba

Telefon: 043-212-6000

Fax: 043-212-6849

E-mail: -