

## THUNDERBIRD ENTERTAINMENT GROUP INC.

ISIN: CA88605U1075 WKN: -

## Overview

2024/07/25 20:02:25

Price  
1.40 USDDifference  9.38% (0.12)

## General attributes

ISIN	CA88605U1075
Symbol	TBRD
Exchange	FINRA other OTC Issues
Currency	USD
Sector	Technology
Security type	Stock
Market cap (m)	65 EUR
Benchmark	S&P/TSX 60 INDEX

## Market data

Bid (Bid size)	-
Ask (Ask size)	-
Open	1.2817 USD
High	1.40 USD
Low	1.2817 USD
Close (prev. day)	1.28 USD
VWAP	1.318215 USD
Volume (pcs)	9,342
Trading volume	12,313.84
Number of trades	27
Last size	100

## Futures and Options











Related Futures	-
Related Options	-

5y



Information about previous performance does not guarantee future performance.  
Source: FactSet

## Recent research

on sector	Date	Headline	Download
	2024/07/26	 Equity Weekly	
	2024/07/24	 Global Equity Ratings	
	2024/07/24	 Aktienempfehlungen Global	
	2024/07/15	 Aktienempfehlungen Global	
	2024/07/12	 Global Equity Ratings	

## Details

2024/07/25 20:02:25

## Price

1.40 USD

Difference ▲ 9.38% (0.12)

## General attributes

ISIN	CA88605U1075
Symbol	TBRD
Exchange	FINRA other OTC Issues
Currency	USD
Sector	Technology
Security type	Stock
Market cap (m)	65 EUR
Benchmark	S&P/TSX 60 INDEX

## Market data

Bid (Bid size)	-
Ask (Ask size)	-
Open	1.2817 USD
High	1.40 USD
Low	1.2817 USD
Close (prev. day)	1.28 USD
VWAP	1.318215 USD
Volume (pcs)	9,342
Trading volume	12,313.84
Number of trades	27
Last size	100

## Performance and Risk

	6m	1y	3y
Perf (%)	-2.60%	-50.03%	-57.45%
Perf (abs.)	-0.04	-1.40	-1.89
Beta	-0.27	-0.40	0.13
Volatility	58.81	57.90	51.65

5y



Information about previous performance does not guarantee future performance.  
Source: FactSet

## Price data

Ø price 5 days   Ø volume 5 days (pcs.)	1.30 USD (12,459)
Ø price 30 days   Ø volume 30 days (pcs.)	1.30 USD (10,296)
Ø price 100 days   Ø volume 100 days (pcs.)	1.40 USD (15,946)
Ø price 250 days   Ø volume 250 days (pcs.)	1.61 USD (19,839)
YTD High   date	1.70 USD (2024/01/02)
YTD Low   date	1.16 USD (2024/03/08)
52 Weeks High   date	2.90 USD (2023/07/28)
52 Weeks Low   date	1.16 USD (2024/03/08)

## All listings for THUNDERBIRD ENTERTAINMENT GROUP INC.

Exchange	Date	Time	Price	Trading volume (mio.)	Number of trades
Tradegate	2024/07/26	22:02	1.23 EUR	0.00	1
TSX Venture Exchange	2024/07/25	20:02	1.95 CAD	0.05	37
Stuttgart	2024/07/26	11:05	1.27 EUR	0.00	4
Munich	2024/07/26	08:00	1.27 EUR	0.00	2
Frankfurt	2024/07/26	08:10	1.27 EUR	0.00	2

	26						
FINRA other OTC Issues	2024/07/ 25	20:02	1.40	USD	0.01		27

## Company profile

### Company Logo

**THUNDERBIRD**  
ENTERTAINMENT

### Company Profile

-

### Contact Details

THUNDERBIRD ENTERTAINMENT

--

----

Telefon: -

Fax: -

E-mail: -