

OSISKO METALS INC.

ISIN: CA6882741094 WKN: -

Overview

2024/07/26 19:26:14

Price
0.195 CADDifference  0.00% (0.00)

General attributes

ISIN	CA6882741094
Symbol	OM
Exchange	TSX Venture Exchange
Currency	CAD
Sector	Energy / Commodities
Security type	Stock
Market cap (m)	33 EUR
Benchmark	S&P/TSX 60 INDEX

Market data

Bid (Bid size)	0.19 CAD (16,500)
Ask (Ask size)	0.20 CAD (40,500)
Open	0.205 CAD
High	0.205 CAD
Low	0.195 CAD
Close (prev. day)	0.195 CAD
VWAP	0.195732 CAD
Volume (pcs)	8,200
Trading volume	1,605.00
Number of trades	4
Last size	500

Futures and Options










Related Futures	-
Related Options	-

5y



Information about previous performance does not guarantee future performance.
Source: FactSet

Recent research

on sector			
Date		Headline	Download
2024/07/26		Equity Weekly	
2024/07/24		Global Equity Ratings	
2024/07/24		Aktienempfehlungen Global	
2024/07/15		Aktienempfehlungen Global	
2024/07/12		Equity Weekly	

Details

2024/07/26 19:26:14

Price

0.195 CAD

Difference ➔ 0.00% (0.00)

General attributes

ISIN	CA6882741094
Symbol	OM
Exchange	TSX Venture Exchange
Currency	CAD
Sector	Energy / Commodities
Security type	Stock
Market cap (m)	33 EUR
Benchmark	S&P/TSX 60 INDEX

Market data

Bid (Bid size)	0.19 CAD (16,500)
Ask (Ask size)	0.20 CAD (40,500)
Open	0.205 CAD
High	0.205 CAD
Low	0.195 CAD
Close (prev. day)	0.195 CAD
VWAP	0.195732 CAD
Volume (pcs)	8,200
Trading volume	1,605.00
Number of trades	4
Last size	500

Performance and Risk

	6m	1y	3y
Perf (%)	+14.71%	-20.41%	-54.12%
Perf (abs.)	+0.03	-0.05	-0.23
Beta	1.85	1.23	0.93
Volatility	67.89	57.81	57.34

5y



Information about previous performance does not guarantee future performance.
Source: FactSet

Price data

Ø price 5 days Ø volume 5 days (pcs.)	0.196 CAD (32,026)
Ø price 30 days Ø volume 30 days (pcs.)	0.210 CAD (70,794)
Ø price 100 days Ø volume 100 days (pcs.)	0.197 CAD (151,085)
Ø price 250 days Ø volume 250 days (pcs.)	0.191 CAD (143,292)
YTD High date	0.280 CAD (2024/05/21)
YTD Low date	0.145 CAD (2024/03/06)
52 Weeks High date	0.280 CAD (2024/05/21)
52 Weeks Low date	0.145 CAD (2024/03/06)

All listings for OSISKO METALS INC.

Exchange ⊕	Date	Time	Price	Trading volume (mio.)	Number of trades
Tradegate	2024/07/26	22:02	0.13 EUR	0.00	1
TSX Venture Exchange	2024/07/26	19:26	0.195 CAD	0.00	4
Stuttgart	2024/07/26	14:44	0.126 EUR	0.00	3
Frankfurt	2024/07/26	08:05	0.106 EUR	0.00	1
FINRA other OTC	2024/07/26	21:52	0.147 USD	0.01	5

Issues	26						
Berlin	2024/07/26	20:48	0.128	EUR	0.00		20

Company profile

Company Logo



Company Profile

-

Contact Details

OSISKO METALS

--

Telefon: -

Fax: -

E-mail: -