

MARUHA NICHIRO CORP

ISIN: JP3876600002 WKN: -

Overview

2024/04/30 10:32:09

Price
17.90 EURDifference  -0.56% (-0.10)

General attributes

ISIN	JP3876600002
Symbol	1333
Exchange	Stuttgart
Currency	EUR
Sector	-
Security type	Stock
Market cap (m)	927 EUR
Benchmark	NIKKEI 225

Market data

Bid (Bid size)	- (0)
Ask (Ask size)	- (0)
Open	18.00 EUR
High	18.00 EUR
Low	17.90 EUR
Close (prev. day)	18.00 EUR
VWAP	-
Volume (pcs)	0
Trading volume	0.00
Number of trades	4
Last size	0

Futures and Options











Related Futures	-
Related Options	-

5y



Information about previous performance does not guarantee future performance.
Source: FactSet

Recent research

on market		
Date	Headline	Download
2024/02/22	 Aktienempfehlungen Global	
2024/02/22	 Global Equity Ratings	
2023/10/27	 Global Equity Ratings	
2023/10/27	 Aktienempfehlungen Global	
2023/09/29	 Global Equity Ratings	

Details

2024/04/30 10:32:09

Price

17.90 EUR

Difference 📉 -0.56% (-0.10)

General attributes

ISIN	JP3876600002
Symbol	1333
Exchange	Stuttgart
Currency	EUR
Sector	-
Security type	Stock
Market cap (m)	927 EUR
Benchmark	NIKKEI 225

Market data

Bid (Bid size)	- (0)
Ask (Ask size)	- (0)
Open	18.00 EUR
High	18.00 EUR
Low	17.90 EUR
Close (prev. day)	18.00 EUR
VWAP	-
Volume (pcs)	0
Trading volume	0.00
Number of trades	4
Last size	0

Performance and Risk

	6m	1y	3y
Perf (%)	+14.74%	+7.19%	-3.76%
Perf (abs.)	+2.30	+1.20	-0.70
Beta	0.30	0.31	0.42
Volatility	23.37	20.37	22.06

5y



Information about previous performance does not guarantee future performance.
Source: FactSet

Price data

Ø price 5 days Ø volume 5 days (pcs.)	18.02 EUR (0)
Ø price 30 days Ø volume 30 days (pcs.)	17.93 EUR (0)
Ø price 100 days Ø volume 100 days (pcs.)	17.76 EUR (0)
Ø price 250 days Ø volume 250 days (pcs.)	16.72 EUR (1)
YTD High date	18.60 EUR (2024/04/15)
YTD Low date	17.00 EUR (2024/03/04)
52 Weeks High date	18.60 EUR (2024/04/15)
52 Weeks Low date	15.10 EUR (2023/06/29)

Arbitrage views

Exchange 📍	Date	Time	Price	Trading volume (mio.)	Number of trades
Tokyo Stock Exchange	2024/05/01	08:00	3,083.00 JPY	3.17	407
Stuttgart	2024/04/30	10:32	17.90 EUR	0.00	4
Frankfurt	2024/04/30	08:02	17.80 EUR	0.00	1
Duesseldorf	2024/04/30	19:31	17.60 EUR	0.00	7
Berlin	2024/04/30	08:04	17.80 EUR	0.00	2

Company profile

Company Logo

Contact Details

MARUHA NICHIRO CORP.

--

Telefon: -

Fax: -

E-mail: -

Company Profile

-