

SHELL PLC

ISIN: **GB00BP6MXD84**WKN: **BP6MXD8**

Overview

2024/07/26 17:35:49

Price

33.055 EURDifference  **0.38%** (0.13)

General attributes

ISIN	GB00BP6MXD84
Symbol	SHEL
Exchange	Xetra
Currency	EUR
Sector	Energy / Commodities
Security type	Stock
Market cap (m)	211,272 EUR
Benchmark	FTSE 100

Market data

Bid (Bid size)	-
Ask (Ask size)	-
Open	33.24 EUR
High	33.38 EUR
Low	33.03 EUR
Close (prev. day)	32.93 EUR
VWAP	33.25188 EUR
Volume (pcs)	74,625
Trading volume	2,481,421.25
Number of trades	332
Last size	540

Futures and Options

Related Futures	54
Related Options	-











5y



Information about previous performance does not guarantee future performance.

Source: FactSet

Recent research

on sector	Date	Headline	Download
	2024/07/26	 Equity Weekly	
	2024/07/24	 Global Equity Ratings	
	2024/07/24	 Aktienempfehlungen Global	
	2024/07/15	 Aktienempfehlungen Global	
	2024/07/12	 Equity Weekly	

Details

2024/07/26 17:35:49

Price

33.055 EUR

Difference ▲ 0.38% (0.13)

General attributes

ISIN	GB00BP6MXD84
Symbol	SHEL
Exchange	Xetra
Currency	EUR
Sector	Energy / Commodities
Security type	Stock
Market cap (m)	211,272 EUR
Benchmark	FTSE 100

Market data

Bid (Bid size)	-
Ask (Ask size)	-
Open	33.24 EUR
High	33.38 EUR
Low	33.03 EUR
Close (prev. day)	32.93 EUR
VWAP	33.25188 EUR
Volume (pcs)	74,625
Trading volume	2,481,421.25
Number of trades	332
Last size	540

Performance and Risk

	6m	1y	3y
Perf (%)	+14.73%	+16.80%	+99.49%
Perf (abs.)	+4.25	+4.76	+16.49
Beta	0.77	0.81	1.17
Volatility	13.96	16.24	26.36

5y



Information about previous performance does not guarantee future performance.
Source: FactSet

Price data

Ø price 5 days Ø volume 5 days (pcs.)	33.031 EUR (71,793)
Ø price 30 days Ø volume 30 days (pcs.)	33.342 EUR (65,409)
Ø price 100 days Ø volume 100 days (pcs.)	32.752 EUR (91,473)
Ø price 250 days Ø volume 250 days (pcs.)	30.953 EUR (91,203)
YTD High date	34.705 EUR (2024/04/12)
YTD Low date	27.750 EUR (2024/01/22)
52 Weeks High date	34.705 EUR (2024/04/12)
52 Weeks Low date	27.025 EUR (2023/08/03)

All listings for SHELL PLC

Exchange ⊕	Date	Time	Price	Trading volume (mio.)	Number of trades
Xetra	2024/07/26	17:35	33.055 EUR	2.48	332
Tradegate	2024/07/26	22:26	33.18 EUR	1.45	155
Stuttgart	2024/07/26	16:42	33.085 EUR	0.03	8
Prague Stock Exchange	2024/07/25	11:47	835.00 CZK	0.11	4
Munich	2024/07/26	08:19	33.07 EUR	0.00	2

	26					
London Stock Exchange	2024/07/26	17:35	2,779.50 GBp	12,244.84		9,246
Hanover	2024/07/26	15:22	33.20 EUR	0.00		2
Hamburg	2024/07/26	16:44	33.10 EUR	0.07		3
Frankfurt	2024/07/26	15:22	33.225 EUR	0.20		13
FINRA other OTC Issues	2024/07/26	20:17	35.99 USD	0.52		127
Euronext Amsterdam	2024/07/26	17:35	33.065 EUR	118.83		7,354
Duesseldorf	2024/07/26	19:31	33.35 EUR	0.00		7
Berlin	2024/07/26	10:05	33.255 EUR	0.10		2

Company profile

Company Logo



Contact Details

SHELL PLC

- -

Shell Centre - SE1 7NA London

Telefon: +44-20-7934-1234

Fax: +

E-mail: -

Company Profile

-

Members of Management Board

Wael Sawan Chairman of Managing Board

Huibert Vigeveno Member of Executive Committee

Philippa Bounds Member of Executive Committee

Rachel Solway Member of Executive Committee

Robin Mooldijk Member of Executive Committee

Sinead Gorman Member of Executive Committee

Zoe Yujnovich Member of Executive Committee

Board of directors

Andrew Mackenzie Chairman of Supervisory Board

Jane Lute Member of Supervisory Board

Leena Srivastava Member of Supervisory Board

A. Dick Boer Member of Supervisory Board

Abraham Schot Member of Supervisory Board

Ann Godbehere Member of Supervisory Board

Catherine Hughes Member of Supervisory Board

Charles Roxburgh Member of Supervisory Board

Cyrus Taraporevala Member of Supervisory Board

Neil Carson Member of Supervisory Board

Sinead Gorman Member of Supervisory Board