

NEOEN S.A.

ISIN: **FR0011675362**

WKN: -

Overview

2024/09/12 16:23:09

Price
41.50 USDDifference  1.22% (0.50)

General attributes

ISIN	FR0011675362
Symbol	NEOEN
Exchange	FINRA other OTC Issues
Currency	USD
Sector	Utilities
Security type	Stock
Market cap (m)	5,938 EUR
Benchmark	CAC 40 INDEX

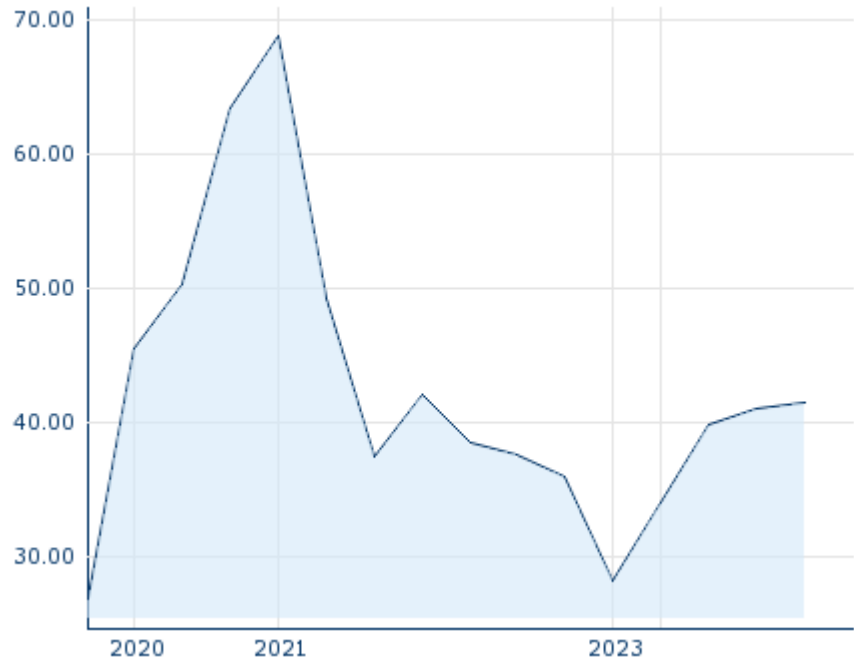
Market data

Bid (Bid size)	-
Ask (Ask size)	-
Open	41.50 USD
High	41.50 USD
Low	41.50 USD
Close (prev. day)	41.00 USD
VWAP	41.50 USD
Volume (pcs)	1,000
Trading volume	41,500.00
Number of trades	1
Last size	1,000

Futures and Options


Related Futures	-
Related Options	-

5y



Information about previous performance does not guarantee future performance.
Source: FactSet

Recent research

on sector		on market	
Date		Headline	Download
2024/09/11		Global Equity Ratings	
2024/09/11		Aktienempfehlungen Global	
2024/09/09		Aktienempfehlungen Österreich	
2024/09/06		Equity Weekly	
2024/09/05		Global Equity Ratings	

Details

2024/09/12 16:23:09

Price

41.50 USD

Difference ▲ 1.22% (0.50)

General attributes

ISIN	FR0011675362
Symbol	NEOEN
Exchange	FINRA other OTC Issues
Currency	USD
Sector	Utilities
Security type	Stock
Market cap (m)	5,938 EUR
Benchmark	CAC 40 INDEX

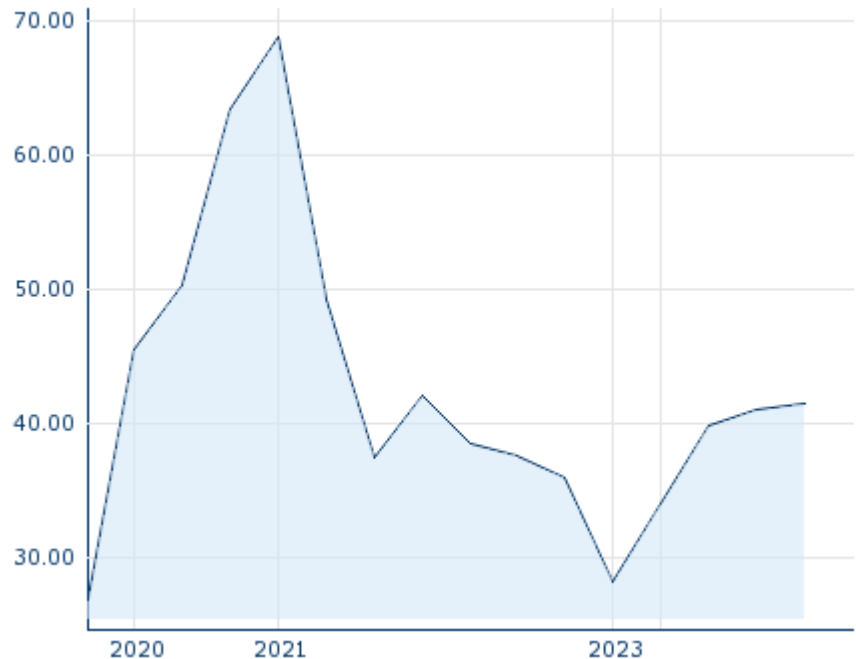
Market data

Bid (Bid size)	-
Ask (Ask size)	-
Open	41.50 USD
High	41.50 USD
Low	41.50 USD
Close (prev. day)	41.00 USD
VWAP	41.50 USD
Volume (pcs)	1,000
Trading volume	41,500.00
Number of trades	1
Last size	1,000

Performance and Risk

	6m	1y	3y
Perf (%)	-	-	-
Perf (abs.)	-	-	-
Beta	-	-	-
Volatility	7.33	6.46	4.85

5y



Information about previous performance does not guarantee future performance.
Source: FactSet

Price data

Ø price 5 days Ø volume 5 days (pcs.)	- USD (-)
Ø price 30 days Ø volume 30 days (pcs.)	- USD (-)
Ø price 100 days Ø volume 100 days (pcs.)	40.78 USD (51)
Ø price 250 days Ø volume 250 days (pcs.)	36.92 USD (32)
YTD High date	41.50 USD (2024/09/12)
YTD Low date	31.29 USD (2024/04/10)
52 Weeks High date	41.50 USD (2024/09/12)
52 Weeks Low date	28.25 USD (2023/11/21)

Arbitrage views

Exchange 📍	Date	Time	Price	Trading volume (mio.)	Number of trades
Tradegate	2024/09/17	22:26	38.82 EUR	0.00	10
Stuttgart	2024/09/17	15:34	38.76 EUR	0.00	11
Munich	2024/09/17	08:08	38.80 EUR	0.00	1
London Stock Exchange European Trade Reporting	2024/09/17	17:30	38.78 EUR	0.00	1
Frankfurt	2024/09/17	20:00	38.46 EUR	0.00	8

	09/17					
FINRA other OTC Issues	2024/ 09/12	16:23	41.50 USD	0.04		1
Euronext Paris	2024/ 09/17	17:35	38.85 EUR	3.81		466
Euronext Milan MTF Trading After Hours	-	-	-	0.00		-
Duesseldorf	2024/ 09/17	19:30	38.32 EUR	0.00		6
Berlin	2024/ 09/17	21:50	38.72 EUR	0.00		19

Company profile

Company Logo



Contact Details

NEOEN SA

--

Telefon: -

Fax: -

E-mail: -

Company Profile

-

Board of directors

Bertrand Dumazy	Member of Supervisory Board
-----------------	-----------------------------

Christophe Gegout	Member of Supervisory Board
-------------------	-----------------------------

Helen Lee Bouygues	Member of Supervisory Board
--------------------	-----------------------------

Jacques Veyrat	Member of Supervisory Board
----------------	-----------------------------

Simon Veyrat	Member of Supervisory Board
--------------	-----------------------------

Stéphanie Levan	Member of Supervisory Board
-----------------	-----------------------------

Vanessa Giraud	Member of Supervisory Board
----------------	-----------------------------