

## 1895 BANCORP OF WISCONSIN INC COM USD0.01

ISIN: **US28253R1059** WKN: **28253R105**

## Overview

2024/07/12 19:00:19

Price  
8.50 USDDifference  2.66% (0.22)

## General attributes

ISIN	US28253R1059
Symbol	BCOW
Exchange	Nasdaq
Currency	USD
Sector	-
Security type	Stock
Market cap (m)	46 EUR
Benchmark	S&P 500

## Market data

Bid (Bid size)	8.56 USD (100)
Ask (Ask size)	8.80 USD (100)
Open	8.50 USD
High	8.50 USD
Low	8.50 USD
Close (prev. day)	8.28 USD
VWAP	8.50 USD
Volume (pcs)	143
Trading volume	1,214.14
Number of trades	11
Last size	100

## Futures and Options










Related Futures	-
Related Options	-

5y



Information about previous performance does not guarantee future performance.  
Source: FactSet

## Recent research

on market		
Date	Headline	Download
2024/07/12	 Global Equity Ratings	
2024/07/12	 Aktienempfehlungen Global	
2024/07/05	 Equity Weekly	
2024/07/03	 Global Strategy 3Q 2024	
2024/07/03	 Global Strategy 3Q 2024	

## Details

2024/07/12 19:00:19

Price  
8.50 USDDifference ▲ 2.66% (0.22)

## General attributes

ISIN	US28253R1059
Symbol	BCOW
Exchange	Nasdaq
Currency	USD
Sector	-
Security type	Stock
Market cap (m)	46 EUR
Benchmark	S&P 500

## Market data

Bid (Bid size)	8.56 USD (100)
Ask (Ask size)	8.80 USD (100)
Open	8.50 USD
High	8.50 USD
Low	8.50 USD
Close (prev. day)	8.28 USD
VWAP	8.50 USD
Volume (pcs)	143
Trading volume	1,214.14
Number of trades	11
Last size	100

## Performance and Risk

	6m	1y	3y
Perf (%)	+17.61%	+12.81%	-47.92%
Perf (abs.)	+1.24	+0.94	-7.62
Beta	0.23	0.24	0.12
Volatility	28.30	30.24	32.88

5y



Information about previous performance does not guarantee future performance.  
Source: FactSet

## Price data

Ø price 5 days   Ø volume 5 days (pcs.)	8.35 USD (4,123)
Ø price 30 days   Ø volume 30 days (pcs.)	7.78 USD (9,634)
Ø price 100 days   Ø volume 100 days (pcs.)	7.30 USD (5,379)
Ø price 250 days   Ø volume 250 days (pcs.)	7.16 USD (5,868)
YTD High   date	8.50 USD (2024/07/10)
YTD Low   date	6.69 USD (2024/04/10)
52 Weeks High   date	8.50 USD (2024/07/10)
52 Weeks Low   date	6.00 USD (2023/11/02)

## All listings for 1895 BANCORP OF WISCONSIN INC COM USD0.01

Exchange	Date	Time	Price	Trading volume (mio.)	Number of trades
Nasdaq	2024/07/12	19:00	8.50 USD	0.00	11

## Company profile

### Company Logo



### Company Profile

-

### Contact Details

1895 BANCORP OF WISCONSIN INC

--

----

Telefon: -

Fax: -

E-mail: -