

SIRIUS XM HOLDINGS INC.

ISIN: **US82968B1035** WKN: **82968B103**

Overview

2024/05/17 08:00:37

Price
2.788 EURDifference  -0.29% (-0.01)

General attributes

ISIN	US82968B1035
Symbol	SIRI
Exchange	Munich
Currency	EUR
Sector	Media / Entertainment / Recreation
Security type	Stock
Market cap (m)	10,796 EUR
Benchmark	S&P 500

Market data

Bid (Bid size)	2.79 EUR (500)
Ask (Ask size)	2.817 EUR (500)
Open	2.788 EUR
High	2.788 EUR
Low	2.788 EUR
Close (prev. day)	2.796 EUR
VWAP	2.822 EUR
Volume (pcs)	0
Trading volume	0.00
Number of trades	1
Last size	0

Futures and Options




Related Futures	-
Related Options	-

5y



Information about previous performance does not guarantee future performance.
Source: FactSet

Recent research

on sector		on market	
Date		Headline	Download
2024/05/13		Aktienempfehlungen Österreich	
2024/04/29		Aktienempfehlungen Österreich	
2024/04/26		Global Equity Ratings	
2024/04/26		Aktienempfehlungen Global	
2024/04/15		Aktienempfehlungen Österreich	

Details

2024/05/17 08:00:37

Price

2.788 EUR

 Difference ▼ -0.29% (-0.01)

General attributes

ISIN	US82968B1035
Symbol	SIRI
Exchange	Munich
Currency	EUR
Sector	Media / Entertainment / Recreation
Security type	Stock
Market cap (m)	10,796 EUR
Benchmark	S&P 500

Market data

Bid (Bid size)	2.79 EUR (500)
Ask (Ask size)	2.817 EUR (500)
Open	2.788 EUR
High	2.788 EUR
Low	2.788 EUR
Close (prev. day)	2.796 EUR
VWAP	2.822 EUR
Volume (pcs)	0
Trading volume	0.00
Number of trades	1
Last size	0

Performance and Risk

	6m	1y	3y
Perf (%)	-41.88%	-12.49%	-42.16%
Perf (abs.)	-2.02	-0.40	-2.04
Beta	1.32	1.24	0.75
Volatility	39.77	56.87	39.33

5y



Information about previous performance does not guarantee future performance.
Source: FactSet

Price data

Ø price 5 days Ø volume 5 days (pcs.)	2.853 EUR (0)
Ø price 30 days Ø volume 30 days (pcs.)	2.946 EUR (21)
Ø price 100 days Ø volume 100 days (pcs.)	3.958 EUR (14)
Ø price 250 days Ø volume 250 days (pcs.)	4.077 EUR (7)
YTD High date	4.986 EUR (2024/01/24)
YTD Low date	2.796 EUR (2024/05/16)
52 Weeks High date	6.392 EUR (2023/07/21)
52 Weeks Low date	2.796 EUR (2024/05/16)

Arbitrage views

Exchange ⊕	Date	Time	Price	Trading volume (mio.)	Number of trades
Xetra	2023/11/24	17:35	4.441 EUR	0.01	7
Vienna Stock Exchange	2024/05/16	17:32	2.783 EUR	0.00	2
Tradegate	2024/05/17	10:44	2.80 EUR	0.00	4
Stuttgart	2024/05/17	08:04	2.79 EUR	0.00	1
Nasdaq	2024/05/17	22:00	3.05 USD	45.25	27,098

	16						
Munich	2024/05/17	08:00	2.788	EUR	0.00		1
London Stock Exchange	2024/04/24	16:29	3.14	USD	0.00		1
Hanover	2024/05/17	08:26	2.787	EUR	0.00		1
Hamburg	2024/05/17	08:10	2.787	EUR	0.00		1
Frankfurt	2024/05/17	08:01	2.789	EUR	0.00		1
Duesseldorf	2024/05/17	08:10	2.786	EUR	0.00		1
Berlin	2024/05/17	08:08	2.79	EUR	0.00		1

Company profile

Company Logo



Contact Details

SIRIUS XM HOLDINGS INC.

--

1221 Avenue of the Americas, 35th floor -
10020 New York

Telefon: +1-212-584-5100

Fax: +

E-mail: customercare@siriusxm.com

Company Profile

-

Members of Management Board

Gregory Maffei Chairman of Board of Directors

Eddy Hartenstein Member of Board of Directors

Evan Malone Member of Board of Directors

Carl Vogel Member of Board of Directors

David Blau Member of Board of Directors

David Zaslav Member of Board of Directors

James Holden Member of Board of Directors

James Meyer Member of Board of Directors

Jonelle Procope Member of Board of Directors

Kristina Salen Member of Board of Directors

Michael Rapino Member of Board of Directors

Robin Hickenlooper Member of Board of Directors

Jennifer Witz Chairman of Managing Board

Joe Inzerillo Member of Executive Committee

Joe Verbrugge Member of Executive Committee

Patrick L. Donnelly Member of Executive Committee

Scott A. Greenstein Member of Executive Committee

Thomas D. Barry Member of Executive Committee