

MIRVAC GROUP

ISIN: AU000000MGR9

WKN: MGR

Overview

2024/06/21 08:04:46

Price

1.1834 EUR

Difference  -5.21% (-0.07)

General attributes

ISIN	AU000000MGR9
Symbol	MGR
Exchange	Frankfurt
Currency	EUR
Sector	Other
Security type	Stock
Market cap (m)	0
Benchmark	ASX ALL ORDINARIES INDEX

Market data

Bid (Bid size)	-
Ask (Ask size)	-
Open	1.1834 EUR
High	1.1834 EUR
Low	1.1834 EUR
Close (prev. day)	1.2484 EUR
VWAP	1.2484 EUR
Volume (pcs)	0
Trading volume	0.00
Number of trades	2
Last size	0

Futures and Options

Related Futures	-
Related Options	502







5y



Information about previous performance does not guarantee future performance.

Source: FactSet

Recent research

on sector			
Date		Headline	Download
2024/06/21		Equity Weekly	
2024/06/21		Global Equity Ratings	
2024/06/21		Aktienempfehlungen Global	
2024/06/14		Equity Weekly	
2024/06/14		Global Equity Ratings	

Details

2024/06/21 08:04:46

Price

1.1834 EUR

Difference 📉 -5.21% (-0.07)

General attributes

ISIN	AU000000MGR9
Symbol	MGR
Exchange	Frankfurt
Currency	EUR
Sector	Other
Security type	Stock
Market cap (m)	0
Benchmark	ASX ALL ORDINARIES INDEX

Market data

Bid (Bid size)	-
Ask (Ask size)	-
Open	1.1834 EUR
High	1.1834 EUR
Low	1.1834 EUR
Close (prev. day)	1.2484 EUR
VWAP	1.2484 EUR
Volume (pcs)	0
Trading volume	0.00
Number of trades	2
Last size	0

Performance and Risk

	6m	1y	3y
Perf (%)	-5.27%	-17.20%	-34.68%
Perf (abs.)	-0.07	-0.25	-0.63
Beta	1.36	1.40	1.09
Volatility	33.95	33.36	29.97

5y



Information about previous performance does not guarantee future performance.
Source: FactSet

Price data

Ø price 5 days Ø volume 5 days (pcs.)	1.1617 EUR (400)
Ø price 30 days Ø volume 30 days (pcs.)	1.1840 EUR (67)
Ø price 100 days Ø volume 100 days (pcs.)	1.2581 EUR (24)
Ø price 250 days Ø volume 250 days (pcs.)	1.2685 EUR (15)
YTD High date	1.3970 EUR (2024/04/02)
YTD Low date	1.1086 EUR (2024/06/17)
52 Weeks High date	1.4262 EUR (2023/07/27)
52 Weeks Low date	1.0498 EUR (2023/10/26)

Arbitrage views

Exchange 📍	Date	Time	Price	Trading volume (mio.)	Number of trades
Tradegate	2024/06/21	22:02	1.2218 EUR	0.00	1
Stuttgart	2024/06/21	10:55	1.2016 EUR	0.00	4
Frankfurt	2024/06/21	08:04	1.1834 EUR	0.00	2
FINRA other OTC Issues	2024/03/27	18:41	1.45 USD	0.00	4
Duesseldorf	2024/	19:30	1.1782 EUR	0.00	7

	06/21				
Australian Securities Exchange	2024/06/21	08:10	1.96 AUD	53.73	6,121

Company profile

Company Logo



Contact Details

MIRVAC GROUP

--

40 Miller Street - NSW 2060 Sydney

Telefon: 02 9080-8000

Fax: 02 9004-8460

E-mail: -

Company Profile

-

Members of Management Board

Susan Lloyd-Hurwitz	Chairman of Managing Board
Brett Draffen	Member of Executive Committee
Campbell Hanan	Member of Executive Committee
Chris Akayan	Member of Executive Committee
Courtenay Smith	Member of Executive Committee
Stuart Penklis	Member of Executive Committee
William Payne	Member of Executive Committee

Board of directors

Alan Sindel	Chairman of Supervisory Board
Christine Bartlett	Member of Supervisory Board
Damien Frawley	Member of Supervisory Board
James Cain	Member of Supervisory Board
Jane Hewitt	Member of Supervisory Board
Peter Nash	Member of Supervisory Board