

## MIRVAC GROUP

ISIN: AU000000MGR9

WKN: MGR

## Overview

2024/06/21 08:04:46

5y

## Price

1.1834 EUR

Difference  -5.21% (-0.07)

## General attributes

ISIN	AU000000MGR9
Symbol	MGR
Exchange	Frankfurt
Currency	EUR
Sector	Other
Security type	Stock
Market cap (m)	0
Benchmark	ASX ALL ORDINARIES INDEX

## Market data

Bid (Bid size)	1.1852 EUR (6,400)
Ask (Ask size)	1.2652 EUR (6,000)
Open	1.1834 EUR
High	1.1834 EUR
Low	1.1834 EUR
Close (prev. day)	1.2484 EUR
VWAP	1.2484 EUR
Volume (pcs)	0
Trading volume	0.00
Number of trades	1
Last size	0











## Futures and Options

Related Futures	-
Related Options	502



Information about previous performance does not guarantee future performance.  
Source: FactSet

## Recent research

on sector			
Date		Headline	Download
2024/06/21		Global Equity Ratings	
2024/06/21		Aktienempfehlungen Global	
2024/06/14		Equity Weekly	
2024/06/14		Global Equity Ratings	
2024/06/14		Aktienempfehlungen Global	

## Details

2024/06/21 08:04:46

## Price

1.1834 EUR

Difference ▼ -5.21% (-0.07)

## General attributes

ISIN	AU000000MGR9
Symbol	MGR
Exchange	Frankfurt
Currency	EUR
Sector	Other
Security type	Stock
Market cap (m)	0
Benchmark	ASX ALL ORDINARIES INDEX

## Market data

Bid (Bid size)	1.1852 EUR (6,400)
Ask (Ask size)	1.2652 EUR (6,000)
Open	1.1834 EUR
High	1.1834 EUR
Low	1.1834 EUR
Close (prev. day)	1.2484 EUR
VWAP	1.2484 EUR
Volume (pcs)	0
Trading volume	0.00
Number of trades	1
Last size	0

## Performance and Risk

	6m	1y	3y
Perf (%)	-3.64%	-11.86%	-30.70%
Perf (abs.)	-0.05	-0.17	-0.55
Beta	1.36	1.40	1.09
Volatility	33.07	33.14	29.85

5y



Information about previous performance does not guarantee future performance.  
Source: FactSet

## Price data

Ø price 5 days   Ø volume 5 days (pcs.)	1.1507 EUR (400)
Ø price 30 days   Ø volume 30 days (pcs.)	1.1860 EUR (67)
Ø price 100 days   Ø volume 100 days (pcs.)	1.2590 EUR (24)
Ø price 250 days   Ø volume 250 days (pcs.)	1.2692 EUR (15)
YTD High   date	1.3970 EUR (2024/04/02)
YTD Low   date	1.1086 EUR (2024/06/17)
52 Weeks High   date	1.4292 EUR (2023/06/21)
52 Weeks Low   date	1.0498 EUR (2023/10/26)

## Arbitrage views

Exchange <span>⊕</span>	Date	Time	Price	Trading volume (mio.)	Number of trades
Tradegate	2024/06/20	22:25	1.205 EUR	0.00	1
Stuttgart	2024/06/21	08:09	1.2032 EUR	0.00	1
Frankfurt	2024/06/21	08:04	1.1834 EUR	0.00	1
FINRA other OTC Issues	2024/03/27	18:41	1.45 USD	0.00	4
Duesseldorf	2024/	09:30	1.1816 EUR	0.00	2

	06/21				
Australian Securities Exchange	2024/06/21	08:10	1.96 AUD	53.73	6,121

## Company profile

### Company Logo



### Contact Details

MIRVAC GROUP

--

40 Miller Street - NSW 2060 Sydney

Telefon: 02 9080-8000

Fax: 02 9004-8460

E-mail: -

### Company Profile

-

#### Members of Management Board

Susan Lloyd-Hurwitz	Chairman of Managing Board
Brett Draffen	Member of Executive Committee
Campbell Hanan	Member of Executive Committee
Chris Akayan	Member of Executive Committee
Courtenay Smith	Member of Executive Committee
Stuart Penklis	Member of Executive Committee
William Payne	Member of Executive Committee

#### Board of directors

Alan Sindel	Chairman of Supervisory Board
Christine Bartlett	Member of Supervisory Board
Damien Frawley	Member of Supervisory Board
James Cain	Member of Supervisory Board
Jane Hewitt	Member of Supervisory Board
Peter Nash	Member of Supervisory Board