

NORWAY OSLO BORS SMALL CAP(TRG)

ISIN: **NO0007035343** WKN: -

Overview

2024/09/13 18:05:02

Price

1,060.80 NOK

Difference  1.29% (13.50)

General attributes

ISIN NO0007035343

Symbol -

Country Norway

Instruments in index 85

Type of index -

Security type Index













More information on countries & regions

[➤ Markets by Region](#)



Information about previous performance does not guarantee future performance.
Source: FactSet

Recent research

on market		
Date	Headline	Download
2024/09/11	 Global Equity Ratings	
2024/09/11	 Aktienempfehlungen Global	
2024/09/09	 Marktkommentar	
2024/09/05	 Global Equity Ratings	
2024/09/05	 Aktienempfehlungen Global	

Details

2024/09/13 18:05:02

Price

1,060.80 NOK

Difference



1.29% (13.50)

General attributes

ISIN NO0007035343

Symbol -

Country Norway

Security type Index

Instruments in index 85

Market data

Open 1,047.52 NOK

High 1,060.80 NOK

Low 1,047.52 NOK

Close (prev. day) 1,047.30 NOK

Trading volume (m) -

Volume (pcs) -

Performance and Risk

	6m	1y	3y
Perf (%)	+12.79%	+14.03%	+23.20%
Perf (abs.)	+120.33	+130.49	+199.76
Beta	-	-	-
Volatility	15.37	14.62	16.92



5y

Information about previous performance does not guarantee future performance.

Source: FactSet

Price data

Ø price 5 days Ø volume 5 days (pcs.)	1,041.33 NOK (0)
Ø price 30 days Ø volume 30 days (pcs.)	1,060.85 NOK (0)
Ø price 100 days Ø volume 100 days (pcs.)	1,069.54 NOK (0)
Ø price 250 days Ø volume 250 days (pcs.)	996.62 NOK (0)
YTD High date	1,124.76 NOK (2024/06/03)
YTD Low date	932.67 NOK (2024/03/11)
52 Weeks High date	1,124.76 NOK (2024/06/03)
52 Weeks Low date	882.74 NOK (2023/10/26)

Composition

Name ISIN	Price	Diff % Diff +/-	Performance	Date Time	Turnover Pc. Turnover Money
ABG SUNDAL COLLIER HOLDIN... NO0003021909	0.534	1.71% 0.01		24/09/13 21:43:11	- -
ABL GROUP ASA NO0010715394	0.818	-0.24% -0.00		24/09/13 21:43:02	- -
AKASTOR ASA NO0010215684	1.20	2.56% 0.03		24/09/13 22:02:04	- -
AKVA GROUP ASA NO0003097503	4.84	-3.20% -0.16		24/09/13 16:37:55	- -
AMSC ASA NO0010272065	2.38	3.48% 0.08		24/09/13 22:02:04	- -
ARCHER LTD. BMG0451H2087	1.836	0.88% 0.02		24/09/13 22:02:03	- -
ARCTICZYMES TECHNOLOGIES ... NO0010014632	1.456	0.41% 0.01		24/09/13 22:02:04	- -
ARENDALS FOSSEKOMPANI ASA NO0003572802	13.86	1.76% 0.24		24/09/13 16:37:50	- -
ARRIBATEC GROUP ASA NO0012861667	0.237	0.42% 0.00		24/09/13 21:43:08	- -
AVANCE GAS HOLDING LTD BMG067231032	9.05	0.22% 0.02		24/09/13 22:26:51	2,807 25,312.36
AXACTOR ASA NO0010840515	0.344	3.46% 0.01		24/09/13 16:37:49	- -
B2 IMPACT ASA NOK0.10 NO0010633951	0.687	-% -		24/09/13 21:39:20	- -
BELSHIPS ASA NO0003094104	1.594	1.01% 0.02		24/09/13 21:43:11	- -
BERGENBIO ASA NO0013251173	0.766	-1.92% -0.02		24/09/13 21:43:09	- -
BLUENORD ASA NO0010379266	38.45	0.26% 0.10		24/09/13 22:26:46	190 7,335.00
BONHEUR ASA NO0003110603	23.25	2.88% 0.65		24/09/13 21:43:11	- -
BORGESTAD ASA NO0013256180	1.33	0.38% 0.01		24/09/13 16:37:52	- -
BOUVET ASA NO0010360266	5.92	0.68% 0.04		24/09/13 22:02:04	- -
BW LPG LTD. SGXZ69436764	13.03	1.32% 0.17		24/09/13 22:26:59	11,343 147,616.24
BW OFFSHORE LIMITED BMG1738J1247	2.255	1.81% 0.04		24/09/13 22:26:41	250 563.75
BYGGMA ASA NO0003087603	1.455	-% -		24/09/13 16:37:50	- -
CARASANT ASA NO0010123060	1.39	3.73% 0.05		24/09/13 20:00:01	- -
CIRCIO HOLDING ASA NOK0.6 NO0013033795	0.04	-% -		24/09/13 21:39:20	- -

CONTEXTVISION AB SE0014731154	5.60	-4.11% -0.24		24/09/06 18:00:00	3,512 19,667.20
EIDESVIK OFFSHORE ASA NO0010263023	15.20	-2.81% -0.44		24/09/13 18:00:00	1,000 15,200.00
ELECTROMAGNETIC GEOSVCS A... NO0010358484	2.12	0.47% 0.01		24/09/13 18:00:00	229 485.48
EMAS OFFSHORE LIMITED SG1AD2000008	-	-% -		- -	- -
ENDUR ASA NO0012555459	5.19	-% -		24/09/13 21:43:03	- -
ENSURGE MICROPOWER ASA NO0013186460	0.082	0.99% 0.00		24/09/13 16:37:50	- -
EQVA ASA NO0010708605	0.538	0.75% 0.00		24/09/13 21:43:02	- -