

# NORWAY OSLO BORS SMALL CAP(TRG)

ISIN: **NO0007035343** WKN: -

## Overview

2024/08/09 16:55:30

Price

**1,059.69** NOK

Difference  0.52% (5.47)

### General attributes

ISIN NO0007035343

Symbol -

Country Norway

Instruments in index 86

Type of index -

Security type Index










More information on countries & regions

[➤ Markets by Region](#)



Information about previous performance does not guarantee future performance.  
Source: FactSet

### Recent research

on market		
Date	Headline	Download
2024/07/26	 Equity Weekly	
2024/07/24	 Global Equity Ratings	
2024/07/24	 Aktienempfehlungen Global	
2024/07/15	 Aktienempfehlungen Global	
2024/07/12	 Global Equity Ratings	

## Details

2024/08/09 16:55:30

Price

**1,059.69** NOK

Difference ▲ 0.52% (5.47)

### General attributes

ISIN NO0007035343

Symbol -

Country Norway

Security type Index

Instruments in index 86

### Market data

Open 1,054.22 NOK

High 1,065.26 NOK

Low 1,054.22 NOK

Close (prev. day) 1,054.22 NOK

Trading volume (m) -

Volume (pcs) -

### Performance and Risk

	6m	1y	3y
Perf (%)	+9.27%	+11.78%	+23.90%
Perf (abs.)	+89.43	+111.13	+203.36
Beta	-	-	-
Volatility	14.79	14.15	16.85



5y

Information about previous performance does not guarantee future performance.  
Source: FactSet

### Price data

Ø price 5 days   Ø volume 5 days (pcs.)	1,049.77 NOK (0)
Ø price 30 days   Ø volume 30 days (pcs.)	1,090.61 NOK (0)
Ø price 100 days   Ø volume 100 days (pcs.)	1,045.13 NOK (0)
Ø price 250 days   Ø volume 250 days (pcs.)	983.85 NOK (0)
YTD High   date	1,124.76 NOK (2024/06/03)
YTD Low   date	932.67 NOK (2024/03/11)
52 Weeks High   date	1,124.76 NOK (2024/06/03)
52 Weeks Low   date	882.74 NOK (2023/10/26)

## Composition

Name ISIN	Price	Diff % Diff +/-	Performance	Date Time	Turnover Pc. Turnover Money
ABG SUNDAL COLLIER HOLDIN... NO0003021909	0.518	-1.15% -0.01		24/08/09 16:16:09	- -
ABL GROUP ASA NO0010715394	0.96	2.35% 0.02	█	24/08/09 16:16:10	- -
AKASTOR ASA NO0010215684	1.258	2.44% 0.03	█	24/08/09 16:16:09	- -
AKVA GROUP ASA NO0003097503	5.64	5.22% 0.28	█	24/08/09 16:16:09	- -
AMSC ASA NO0010272065	2.575	3.62% 0.09	█	24/08/09 16:16:07	- -
ARCHER LTD. BMG0451H2087	1.94	-0.61% -0.01		24/08/09 16:16:09	- -
ARCTICZYMES TECHNOLOGIES ... NO0010014632	1.992	-1.63% -0.03		24/08/09 16:16:09	- -
ARENDALS FOSSEKOMPANI ASA NO0003572802	13.36	1.83% 0.24	█	24/08/09 16:16:10	- -
ARRIBATEC GROUP ASA NO0012861667	0.329	5.11% 0.02	█	24/08/09 16:16:07	- -
AVANCE GAS HOLDING LTD BMG067231032	14.34	3.02% 0.42	█	24/08/09 16:49:49	5,687 79,887.94
AXACTOR ASA NO0010840515	4.005	0.95% 0.04	█	24/08/09 16:20:00	- -
B2 IMPACT ASA NOK0.10 NO0010633951	8.9575	-% -		24/08/09 16:20:00	- -
BELSHIPS ASA NO0003094104	1.76	0.69% 0.01	█	24/08/09 16:16:08	- -
BERGENBIO ASA NO0013251173	0.955	2.25% 0.02	█	24/08/09 16:16:09	- -
BLUENORD ASA NO0010379266	42.10	1.69% 0.70	█	24/08/09 16:16:09	- -
BONHEUR ASA NO0003110603	261.50	-1.97% -5.25		24/08/09 16:20:00	- -
BORGESTAD ASA NO0013256180	1.26	5.00% 0.06	█	24/08/09 16:16:10	- -
BOUVET ASA NO0010360266	5.17	0.58% 0.03	█	24/08/09 16:16:08	- -
BW LPG LTD. SGXZ69436764	15.21	-1.36% -0.21		24/08/09 16:49:11	44,504 677,462.05
BW OFFSHORE LIMITED BMG1738J1247	27.775	0.73% 0.20	█	24/08/09 16:20:00	- -
BYGGMA ASA NO0003087603	1.535	0.66% 0.01	█	24/08/09 16:16:08	- -
CARASANT ASA NO0010123060	1.435	2.87% 0.04	█	24/08/09 16:16:08	- -
CIRCIO HOLDING ASA NOK0.6 NO0013033795	0.1335	0.38% 0.00	█	24/08/09 16:16:10	- -

CONTEXTVISION AB SE0014731154	5.70	-4.68% -0.28		24/08/05 18:00:00	34 193.80
EIDESVIK OFFSHORE ASA NO0010263023	1.446	1.40% 0.02	█	24/08/09 16:16:07	- -
ELECTROMAGNETIC GEOSVCS A... NO0010358484	0.1964	-1.01% -0.00		24/08/09 16:16:09	- -
EMAS OFFSHORE LIMITED SG1AD2000008	-	-% -		- -	- -
ENDUR ASA NO0012555459	4.605	2.22% 0.10	█	24/08/09 16:16:08	- -
ENSURGE MICROPOWER ASA NO0013186460	0.0958	2.46% 0.00	█	24/08/09 16:16:08	- -
EQVA ASA NO0010708605	0.384	-10.70% -0.05		24/08/09 16:15:16	- -