

NORWAY OSLO BORS SMALL CAP(TRG)

ISIN: **NO0007035343** WKN: -

Overview

2024/07/12 18:05:02

Price

1,104.31 NOK

Difference  1.58% (17.15)

General attributes

ISIN NO0007035343

Symbol -

Country Norway

Instruments in index 86

Type of index -

Security type Index










More information on countries & regions

[➤ Markets by Region](#)



Information about previous performance does not guarantee future performance.
Source: FactSet

Recent research

on market		
Date	Headline	Download
2024/07/12	 Global Equity Ratings	
2024/07/12	 Aktienempfehlungen Global	
2024/07/09	 Political environment weighs on outlook	
2024/07/09	 Politisches Umfeld belastet den Ausblick	
2024/07/03	 Global Strategy 3Q 2024	

Details

2024/07/12 18:05:02

Price

1,104.31 NOK

Difference ▲ 1.58% (17.15)

General attributes

ISIN NO0007035343

Symbol -

Country Norway

Security type Index

Instruments in index 86

Market data

Open 1,087.21 NOK

High 1,104.73 NOK

Low 1,086.51 NOK

Close (prev. day) 1,087.16 NOK

Trading volume (m) -

Volume (pcs) -

Performance and Risk

	6m	1y	3y
Perf (%)	+12.60%	+18.59%	+29.61%
Perf (abs.)	+123.59	+173.12	+252.30
Beta	-	-	-
Volatility	11.90	12.90	16.67



Information about previous performance does not guarantee future performance.
Source: FactSet

Price data

Ø price 5 days Ø volume 5 days (pcs.)	1,087.78 NOK (0)
Ø price 30 days Ø volume 30 days (pcs.)	1,080.65 NOK (0)
Ø price 100 days Ø volume 100 days (pcs.)	1,019.13 NOK (0)
Ø price 250 days Ø volume 250 days (pcs.)	972.85 NOK (0)
YTD High date	1,124.76 NOK (2024/06/03)
YTD Low date	932.67 NOK (2024/03/11)
52 Weeks High date	1,124.76 NOK (2024/06/03)
52 Weeks Low date	882.74 NOK (2023/10/26)

Composition

Name ISIN	Price	Diff % Diff +/-	Performance	Date Time	Turnover Pc. Turnover Money
ABG SUNDAL COLLIER HOLDIN... NO0003021909	0.569	-0.52% -0.00		24/07/12 18:46:19	- -
ABL GROUP ASA NO0010715394	1.045	0.97% 0.01		24/07/12 18:46:20	- -
AKASTOR ASA NO0010215684	1.34	-3.60% -0.05		24/07/12 18:35:33	- -
AKVA GROUP ASA NO0003097503	5.36	-1.47% -0.08		24/07/12 15:22:48	- -
AMSC ASA NO0010272065	2.665	-% -		24/07/12 18:46:19	- -
ARCHER LTD. BMG0451H2087	2.4525	-6.75% -0.18		24/07/12 19:15:51	841 2,062.53
ARCTICZYMES TECHNOLOGIES ... NO0010014632	1.976	-1.20% -0.02		24/07/12 18:46:19	- -
ARENDALS FOSSEKOMPANI ASA NO0003572802	13.68	-0.87% -0.12		24/07/12 15:22:47	- -
ARRIBATEC GROUP ASA NO0012861667	0.368	1.38% 0.01		24/07/12 18:46:26	- -
AVANCE GAS HOLDING LTD BMG067231032	13.00	-2.11% -0.28		24/07/12 18:46:25	- -
AXACTOR ASA NO0010840515	3.9775	-% -		24/07/12 16:20:00	- -
B2 IMPACT ASA NOK0.10 NO0010633951	8.9575	-% -		24/07/12 16:20:00	- -
BELSHIPS ASA NO0003094104	1.97	1.23% 0.02		24/07/12 18:46:19	- -
BERGENBIO ASA NO0013251173	1.042	-3.16% -0.03		24/07/12 18:46:16	- -
BLUENORD ASA NO0010379266	45.10	-0.22% -0.10		24/07/12 18:46:19	- -
BONHEUR ASA NO0003110603	22.10	0.91% 0.20		24/07/12 18:46:19	- -
BORGESTAD ASA NO0013256180	1.205	-1.63% -0.02		24/07/12 15:29:02	- -
BOUVET ASA NO0010360266	5.50	-0.36% -0.02		24/07/12 18:46:19	- -
BW LPG LTD. SGXZ69436764	15.805	-8.27% -1.43		24/07/12 19:21:38	526,401 8,517,250.72
BW OFFSHORE LIMITED BMG1738J1247	2.69	1.89% 0.05		24/07/12 18:46:26	- -
BYGGMA ASA NO0003087603	1.565	0.32% 0.01		24/07/12 15:22:50	- -
CARASANT ASA NO0010123060	1.38	-0.72% -0.01		24/07/12 17:15:51	- -
CIRCIO HOLDING ASA NOK0.6 NO0013033795	2.27	-3.40% -0.08		24/07/12 18:00:00	30,000 67,950.00

CONTEXTVISION AB SE0014731154	5.78	-2.03% -0.12		24/06/27 18:00:00	2,553 14,756.34
EIDESVIK OFFSHORE ASA NO0010263023	1.49	3.76% 0.05	■	24/07/12 15:22:50	- -
ELECTROMAGNETIC GEOSVCS A... NO0010358484	0.2055	-5.95% -0.01		24/07/12 15:22:51	- -
EMAS OFFSHORE LIMITED SG1AD2000008	-	-% -		- -	- -
ENDUR ASA NO0012555459	4.865	-% -		24/07/12 18:46:21	- -
ENSURGE MICROPOWER ASA NO0013186460	0.0949	3.15% 0.00	■	24/07/12 15:22:48	- -
EQVA ASA NO0010708605	0.444	5.21% 0.02	■	24/07/12 18:46:20	- -