

# NORWAY OSLO BORS SMALL CAP(TRG)

ISIN: **NO0007035343** WKN: -

## Overview

2024/06/26 11:06:15	
<b>Price</b>	<b>1,069.48</b> NOK
<b>Difference</b>	<span style="color: green;">▲</span> 0.94% (9.97)
<b>General attributes</b>	
ISIN	NO0007035343
Symbol	-
Country	Norway
Instruments in index	87
Type of index	-
Security type	Index
<b>Market data</b>	
Open	1,059.51 NOK
High	1,070.40 NOK
Low	1,058.38 NOK
Close (prev. day)	1,059.51 NOK
Trading volume (m)	-
Volume (pcs)	-
<b>Futures and Options</b>	
Related Futures	-
Related Options	-



Information about previous performance does not guarantee future performance.  
**Source:** FactSet

### Recent research

on market		
Date	Headline	Download
2024/06/21	Global Equity Ratings	
2024/06/21	Aktienempfehlungen Global	
2024/06/20	Bosnia and Herzegovina   Growth to remain subdued ...	
2024/06/14	Global Equity Ratings	
2024/06/14	Aktienempfehlungen Global	

## Details

2024/06/26 11:06:15

Price

**1,069.48** NOK

Difference



0.94% (9.97)

### General attributes

ISIN NO0007035343

Symbol -

Country Norway

Security type Index

Instruments in index 87

### Market data

Open 1,059.51 NOK

High 1,070.40 NOK

Low 1,058.38 NOK

Close (prev. day) 1,059.51 NOK

Trading volume (m) -

Volume (pcs) -

### Performance and Risk

	6m	1y	3y
Perf (%)	+8.90%	+16.77%	+22.13%
Perf (abs.)	+86.58	+152.18	+192.01
Beta	-	-	-
Volatility	12.15	12.94	16.75



5y









Information about previous performance does not guarantee future performance.  
Source: FactSet

### Price data

Ø price 5 days   Ø volume 5 days (pcs.)	1,060.61 NOK (0)
Ø price 30 days   Ø volume 30 days (pcs.)	1,076.46 NOK (0)
Ø price 100 days   Ø volume 100 days (pcs.)	1,004.11 NOK (0)
Ø price 250 days   Ø volume 250 days (pcs.)	964.25 NOK (0)
YTD High   date	1,124.76 NOK (2024/06/03)
YTD Low   date	932.67 NOK (2024/03/11)
52 Weeks High   date	1,124.76 NOK (2024/06/03)
52 Weeks Low   date	882.74 NOK (2023/10/26)

## Composition

Name  ISIN	Price	Diff %  Diff +/-	Performance 	Date Time	Turnover Pc.  Turnover Money 
ABG SUNDAL COLLIER HOLDIN... NO0003021909	0.544	0.55% 0.00		24/06/26 11:00:15	- -
ABL GROUP ASA NO0010715394	1.045	-0.48% -0.01		24/06/26 11:00:16	- -
AKASTOR ASA NO0010215684	1.388	0.58% 0.01		24/06/26 10:30:05	- -
AKVA GROUP ASA NO0003097503	5.54	-% -		24/06/26 10:30:02	- -
AMSC ASA NO0010272065	2.80	1.63% 0.05		24/06/26 11:00:15	- -
ARCHER LTD. BMG0451H2087	2.412	-0.50% -0.01		24/06/26 10:50:10	- -
ARCTICZYMES TECHNOLOGIES ... NO0010014632	2.29	0.66% 0.02		24/06/26 11:00:15	- -
ARENDALS FOSSEKOMPANI ASA NO0003572802	12.94	-1.07% -0.14		24/06/26 10:30:03	- -
ARRIBATEC GROUP ASA NO0012861667	0.386	1.85% 0.01		24/06/26 11:00:12	- -
AVANCE GAS HOLDING LTD BMG067231032	14.86	2.48% 0.36		24/06/26 11:00:11	- -
AXACTOR ASA NO0010840515	0.3575	-% -		24/06/26 10:30:01	- -
B2 IMPACT ASA NOK0.10 NO0010633951	0.712	0.42% 0.00		24/06/26 10:30:04	- -
BELSHIPS ASA NO0003094104	2.095	1.95% 0.04		24/06/26 11:00:15	- -
BERGENBIO ASA NO0013251173	1.02	0.79% 0.01		24/06/26 11:00:12	- -
BLUENORD ASA NO0010379266	49.05	0.72% 0.35		24/06/26 11:00:15	- -
BONHEUR ASA NO0003110603	21.20	1.19% 0.25		24/06/26 11:00:15	- -
BORGESTAD ASA NO0013256180	1.29	-0.77% -0.01		24/06/26 10:30:02	- -
BOUVET ASA NO0010360266	5.61	0.18% 0.01		24/06/26 11:00:15	- -
BW LPG LTD BMG173841013	16.99	1.49% 0.25		24/06/26 11:00:11	- -
BW OFFSHORE LIMITED BMG1738J1247	2.63	1.94% 0.05		24/06/26 11:00:11	- -
BYGGMA ASA NO0003087603	1.525	-3.79% -0.06		24/06/26 10:30:03	- -
CARASANT ASA NO0010123060	1.545	3.00% 0.05		24/06/26 09:15:01	- -
CIRCIO HOLDING ASA NOK0.6 NO0013033795	0.1935	2.65% 0.01		24/06/26 10:30:05	- -
CONTEXTVISION AB SE0014731154	5.90	2.08% 0.12		24/06/24 18:00:00	20 118.00
EIDESVIK OFFSHORE ASA NO0010263023	1.332	1.22% 0.02		24/06/26 10:30:04	- -

ELECTROMAGNETIC GEOSVCS A... NO0010358484	0.197	4.56% 0.01		24/06/26 10:30:03	- -
EMAS OFFSHORE LIMITED SG1AD2000008	-	-% -		- -	- -
ENDUR ASA NO0012555459	4.755	0.32% 0.02		24/06/26 11:00:17	- -
ENSURGE MICROPOWER ASA NO0013186460	0.1084	1.31% 0.00		24/06/26 10:30:03	- -
EQVA ASA NO0010708605	0.444	3.02% 0.01		24/06/26 11:00:16	- -
EUOPRIS ASA NO0010735343	6.345	-% -		24/06/26 10:30:03	- -
FLEX LNG LTD. BMG359472021	26.06	0.54% 0.14		24/06/26 11:00:11	- -
FRONTLINE PLC CY0200352116	24.07	0.42% 0.10		24/06/26 10:30:04	- -
GAMING INNOVATION GROUP I... US36467X2062	28.75	0.88% 0.25		24/06/26 11:06:08	14,609 418,628.98
GOLDEN OCEAN GROUP LTD. BMG396372051	12.70	1.97% 0.25		24/06/26 11:00:09	- -
GOODTECH ASA NO0004913609	1.195	1.70% 0.02		24/06/26 10:30:04	- -
GYLDENDAL ASA NO0004288200	366.00	-2.14% -8.00		18/04/18 17:55:24	- -
HAVILA SHIPPING ASA NO0010257728	0.507	3.79% 0.02		24/06/26 11:00:15	- -
HEXAGON COMPOSITES ASA NO0003067902	2.575	3.21% 0.08		24/06/26 11:00:15	- -
IDEX BIOMETRICS ASA NO0013107490	0.1264	-0.32% -0.00		24/06/26 11:00:12	- -
INTEROIL EXPLORAT. & PROD... NO0013119255	0.658	-5.73% -0.04		24/06/26 10:30:03	- -
ITERA ASA NO0010001118	0.966	-0.82% -0.01		24/06/26 10:30:03	- -
JINHUI SHIPPING AND TRANS... BMG5137R1088	0.58	1.40% 0.01		24/06/26 11:00:11	- -
KID ASA NO0010743545	13.00	0.46% 0.06		24/06/26 10:30:04	- -
KITRON ASA NO0003079709	2.758	0.51% 0.01		24/06/26 11:00:15	- -
KMC PROPERTIES ASA NO0010360175	0.602	-% -		24/06/26 10:30:03	- -
KONGSBERG AUTOMOTIVE ASA NO0003033102	0.1416	4.73% 0.01		24/06/26 11:00:15	- -
MAGNORA ASA NO0010187032	2.455	2.94% 0.07		24/06/26 10:30:05	- -
MEDISTIM ASA NO0010159684	15.55	0.32% 0.05		24/06/26 11:00:15	- -
MULTICONSULT ASA NOK0.50 NO0010734338	13.60	0.74% 0.10		24/06/26 10:30:05	- -
NAPATECH A/S DK0060520450	2.84	-1.39% -0.04		24/06/26 10:30:04	- -
NAVAMEDIC ASA NO0010205966	2.93	-2.66% -0.08		24/06/26 11:00:15	- -
NEKKAR ASA	0.872	1.16%		24/06/26	-

NO0003049405		0.01		11:00:15	-
NEL ASA	0.487	0.31%		24/06/26	501,015
NO0010081235		0.00		11:02:45	243,355.48
NEXT BIOMETRICS GROUP ASA...	0.67	-0.89%		24/06/26	-
NO0010629108		-0.01		10:30:05	-
NORDIC SEMICONDUCTOR ASA	11.925	1.02%		24/06/26	-
NO0003055501		0.12		10:30:04	-
NRC GROUP ASA	1.135	-1.30%		24/06/26	-
NO0003679102		-0.02		11:00:15	-
OCEANTEAM ASA	0.0856	3.13%		24/06/26	-
NO0010317316		0.00		11:00:15	-
ODFJELL DRILLING LTD	4.82	1.37%		24/06/26	-
BMG671801022		0.07		10:30:01	-
ODFJELL SE	13.00	-0.76%		24/06/26	-
NO0003399917		-0.10		10:30:01	-
ODFJELL SE SER. A	14.46	-0.28%		24/06/26	-
NO0003399909		-0.04		10:30:04	-
OTELLO CORPORATION ASA	0.654	0.62%		24/06/26	-
NO0010040611		0.00		10:30:02	-
PANORO ENERGY ASA	3.045	1.67%		24/06/26	-
NO0010564701		0.05		11:00:15	-
PARETO BANK ASA NOK12.00	5.33	0.19%		24/06/26	-
NO0010397581		0.01		11:00:15	-
PGS ASA	0.7426	2.09%		24/06/26	-
NO0010199151		0.02		10:30:04	-
PHOTOCURE ASA	5.30	-1.30%		24/06/26	-
NO0010000045		-0.07		11:00:15	-
POLARIS MEDIA ASA	6.35	0.79%		24/06/26	-
NO0010466022		0.05		10:30:02	-
PROSAFE SE	3.395	-1.02%		24/06/26	-
NO0010861990		-0.04		11:00:16	-
QUESTERRE ENERGY CORPORAT...	0.1518	1.61%		24/06/26	-
CA74836K1003		0.00		10:30:05	-
REACH SUBSEA ASA	0.70	-0.85%		24/06/26	-
NO0003117202		-0.01		11:00:15	-
REC SILICON ASA	0.6145	2.67%		24/06/26	-
NO0010112675		0.02		10:30:05	-
SAS AB	0.0278	-1.42%		24/06/26	5,466,007
SE0003366871		-0.00		11:03:16	152,698.98
SCANA ASA	0.1798	-%		24/06/26	-
NO0003053308		-		10:30:05	-
SCATEC ASA	7.81	2.70%		24/06/26	-
NO0010715139		0.21		10:30:02	-
SD STANDARD ETC PLC	0.129	-%		24/06/26	-
CY0101550917		-		10:30:05	-
SEA1 OFFSHORE INC.	2.445	1.88%		24/06/26	-
KYG812291253		0.05		10:30:03	-
SEABIRD EXPLORATION PLC	0.404	0.75%		24/06/26	-
CY0101162119		0.00		10:30:02	-
SELVAAG BOLIG ASA	3.195	-%		24/06/26	-
NO0010612450		-		10:30:02	-
SOLSTAD FARSTAD ASA	3.572	2.76%		24/06/26	-
NO0003080608		0.10		11:00:15	-
STRONGPOINT ASA	1.085	4.83%		24/06/26	-
NO0010098247		0.05		11:00:15	-

TECHSTEP ASA NO0012916131	0.878	0.92% 0.01		24/06/26 11:00:12	- -
THOR MEDICAL ASA NO0010597883	0.0824	4.44% 0.00		24/06/26 10:30:05	- -
TREASURE ASA NOK0.10 NO0010763550	1.875	-% -		24/06/26 10:30:05	- -
VOSS VEKSEL- OG LANDMANDS... NO0003025009	21.80	-% -		24/06/26 10:30:03	- -
WEBSTEP ASA NOK1 NO0010609662	2.00	0.76% 0.02		24/06/26 10:30:03	- -
WILH. WILHELMOSEN HOLDING ... NO0010576010	32.60	1.56% 0.50		24/06/26 10:30:02	- -
ZALARIS ASA NOK0.10 NO0010708910	6.66	-% -		24/06/26 10:30:02	- -