

NORWAY OSLO BORS SMALL CAP(TRG)

ISIN: **NO0007035343** WKN: -

Overview

2024/05/17 18:05:02	
Price	1,057.84 NOK
Difference	0.00% (0.00)
General attributes	
ISIN	NO0007035343
Symbol	-
Country	Norway
Instruments in index	87
Type of index	-
Security type	Index
Market data	
Open	1,057.84 NOK
High	1,057.84 NOK
Low	1,057.84 NOK
Close (prev. day)	1,057.84 NOK
Trading volume (m)	-
Volume (pcs)	-
Futures and Options	
Related Futures	-
Related Options	-



Information about previous performance does not guarantee future performance.
Source: FactSet

Recent research

on market		
Date	Headline	Download
2024/05/08	Marktkommentar	
2024/04/26	Global Equity Ratings	
2024/04/26	Aktienempfehlungen Global	
2024/04/03	Global Equity Ratings	
2024/04/03	Aktienempfehlungen Global	

Details

2024/05/17 18:05:02

Price

1,057.84 NOK

Difference  0.00% (0.00)

General attributes

ISIN NO0007035343

Symbol -

Country Norway

Security type Index

Instruments in index 87

Market data

Open 1,057.84 NOK

High 1,057.84 NOK

Low 1,057.84 NOK

Close (prev. day) 1,057.84 NOK

Trading volume (m) -

Volume (pcs) -

Performance and Risk

	6m	1y	3y
Perf (%)	+16.11%	+14.47%	+28.46%
Perf (abs.)	+146.79	+133.74	+234.35
Beta	-	-	-
Volatility	12.02	12.57	16.68






















Information about previous performance does not guarantee future performance.
Source: FactSet

Price data

Ø price 5 days Ø volume 5 days (pcs.)	1,056.58 NOK (0)
Ø price 30 days Ø volume 30 days (pcs.)	1,005.15 NOK (0)
Ø price 100 days Ø volume 100 days (pcs.)	977.76 NOK (0)
Ø price 250 days Ø volume 250 days (pcs.)	949.73 NOK (0)
YTD High date	1,064.13 NOK (2024/05/15)
YTD Low date	932.67 NOK (2024/03/11)
52 Weeks High date	1,064.13 NOK (2024/05/15)
52 Weeks Low date	882.74 NOK (2023/10/26)

Composition

Name  ISIN	Price	Diff %  Diff +/-	Performance 	Date Time	Turnover Pc.  Turnover Money 
ABG SUNDAL COLLIER HOLDIN... NO0003021909	0.522	0.19% 0.00		24/05/17 21:43:03	- -
ABL GROUP ASA NO0010715394	1.035	-0.48% -0.01		24/05/17 21:43:04	- -
AKASTOR ASA NO0010215684	1.156	0.17% 0.00		24/05/17 22:02:03	- -
AKVA GROUP ASA NO0003097503	5.40	1.89% 0.10		24/05/17 15:20:53	- -
AMSC ASA NO0010272065	2.735	1.11% 0.03		24/05/17 22:26:56	1,100 3,008.50
ARCHER LTD. BMG0451H2087	2.49	0.16% 0.00		24/05/17 22:02:03	- -
ARCTICZYMES TECHNOLOGIES ... NO0010014632	2.015	0.25% 0.01		24/05/17 22:02:03	- -
ARENDALS FOSSEKOMPANI ASA NO0003572802	14.90	-2.10% -0.32		24/05/17 15:20:51	- -
ARRIBATEC GROUP ASA NO0012861667	0.305	-% -		24/05/17 21:43:11	- -
AVANCE GAS HOLDING LTD BMG067231032	17.28	1.89% 0.32		24/05/17 22:26:53	9,862 168,131.28
AXACTOR ASA NO0010840515	4.205	-% -		24/05/17 16:20:00	- -
B2 IMPACT ASA NOK0.10 NO0010633951	8.9575	-% -		24/05/17 16:20:00	- -
BELSHIPS ASA NO0003094104	2.155	0.23% 0.01		24/05/17 21:43:03	- -
BERGENBIO ASA NO0010650013	0.0136	21.43% 0.00		24/05/17 22:26:47	90,000 1,115.00
BLUENORD ASA NO0010379266	47.55	1.28% 0.60		24/05/17 22:26:47	85 4,013.00
BONHEUR ASA NO0003110603	21.30	-% -		24/05/17 21:43:03	- -
BORGESTAD ASA NO0003111700	0.0194	-5.83% -0.00		24/05/17 08:15:11	- -
BOUVET ASA NO0010360266	5.39	1.70% 0.09		24/05/17 22:26:59	650 3,459.00
BW LPG LTD BMG173841013	15.85	0.83% 0.13		24/05/17 22:26:42	18,601 297,405.08
BW OFFSHORE LIMITED BMG1738J1247	2.405	0.21% 0.01		24/05/17 22:02:03	- -
BYGGMA ASA NO0003087603	1.56	-0.32% -0.01		24/05/17 15:20:52	- -
CARASANT ASA NO0010123060	1.57	0.32% 0.01		24/05/17 19:30:16	- -
CIRCIO HOLDING ASA NOK0.6 NO0013033795	0.1755	3.24% 0.01		24/05/17 15:20:52	- -
CONTEXTVISION AB SE0014731154	5.84	-6.11% -0.38		24/05/16 13:23:21	25,554 150,708.60
EIDESVIK OFFSHORE ASA NO0010263023	1.34	-0.74% -0.01		24/05/17 15:20:51	- -

ELECTROMAGNETIC GEOSVCS A... NO0010358484	0.1736	2.24% 0.00		24/05/17 15:20:51	- -
EMAS OFFSHORE LIMITED SG1AD2000008	-	-% -		-	-
ENDUR ASA NO0012555459	4.315	0.12% 0.01		24/05/17 21:43:05	- -
ENSURGE MICROPOWER ASA NO0013186460	0.1076	-4.95% -0.01		24/05/17 15:20:53	1,600 237.00
EQVA ASA NO0010708605	0.386	-% -		24/05/17 21:43:04	- -
EUOPRIS ASA NO0010735343	5.96	0.17% 0.01		24/05/17 22:02:03	- -
FLEX LNG LTD. BMG359472021	27.22	0.96% 0.26		24/05/17 22:26:47	1,678 45,531.84
FRONTLINE PLC CY0200352116	25.29	0.40% 0.10		24/05/17 22:26:55	3,469 88,136.59
GAMING INNOVATION GROUP I... US36467X2062	2.715	-% -		24/05/17 21:43:03	- -
GOLDEN OCEAN GROUP LTD. BMG396372051	14.06	0.97% 0.14		24/05/17 22:26:35	3,446 48,000.36
GOODTECH ASA NO0004913609	1.185	-1.66% -0.02		24/05/17 15:20:51	- -
GYLDENDAL ASA NO0004288200	366.00	-2.14% -8.00		18/04/18 17:55:24	- -
HAVILA SHIPPING ASA NO0010257728	0.525	0.19% 0.00		24/05/17 21:43:04	- -
HEXAGON COMPOSITES ASA NO0003067902	2.16	10.43% 0.20		24/05/17 22:26:39	112,291 234,993.68
IDEX BIOMETRICS ASA NO0013107490	0.1366	0.15% 0.00		24/05/17 21:43:11	- -
INTEROIL EXPLORAT. & PROD... NO0013119255	0.0926	-21.19% -0.02		24/05/17 15:20:50	- -
ITERA ASA NO0010001118	1.005	1.52% 0.02		24/05/17 15:20:51	- -
JINHUI SHIPPING AND TRANS... BMG5137R1088	0.55	0.37% 0.00		24/05/17 21:43:10	- -
KID ASA NO0010743545	13.06	0.15% 0.02		24/05/17 22:02:03	- -
KITRON ASA NO0003079709	2.73	0.15% 0.00		24/05/17 21:43:03	- -
KMC PROPERTIES ASA NO0010360175	0.57	-1.72% -0.01		24/05/17 15:20:53	- -
KONGSBERG AUTOMOTIVE ASA NO0003033102	0.1496	0.13% 0.00		24/05/17 21:43:03	- -
MAGNORA ASA NO0010187032	2.545	-0.78% -0.02		24/05/17 22:26:45	1,800 4,605.50
MEDISTIM ASA NO0010159684	15.50	-% -		24/05/17 21:43:04	- -
MULTICONSULT ASA NOK0.50 NO0010734338	13.00	0.39% 0.05		24/05/17 17:15:01	- -
NAPATECH A/S DK0060520450	2.99	-2.92% -0.09		24/05/17 19:31:07	- -
NAVAMEDIC ASA NO0010205966	2.93	0.34% 0.01		24/05/17 21:43:04	- -
NEKKAR ASA	0.784	0.26%		24/05/17	-

NO0003049405		0.00		22:02:03	-
NEL ASA NO0010081235	0.5076	1.08% 0.01		24/05/17 22:26:37	2,410,030 1,226,561.71
NEXT BIOMETRICS GROUP ASA... NO0010629108	0.69	1.77% 0.01		24/05/17 15:20:52	- -
NORDIC SEMICONDUCTOR ASA NO0003055501	11.48	1.10% 0.13		24/05/17 22:26:45	580 6,676.00
NRC GROUP ASA NO0003679102	1.14	-% -		24/05/17 21:43:03	- -
OCEANTEAM ASA NO0010317316	0.0986	-% -		24/05/17 21:43:04	- -
ODFJELL DRILLING LTD BMG671801022	50.225	-% -		24/05/17 16:20:00	- -
ODFJELL SE NO0003399917	14.35	-2.05% -0.30		24/05/17 15:20:50	- -
ODFJELL SE CLASS A NO0003399909	15.58	-0.51% -0.08		24/05/17 08:11:32	- -
OTELLO CORPORATION ASA NO0010040611	0.648	2.21% 0.01		24/05/17 15:20:50	- -
PANORO ENERGY ASA NO0010564701	2.75	0.37% 0.01		24/05/17 22:02:03	- -
PARETO BANK ASA NOK12.00 NO0010397581	5.01	-% -		24/05/17 21:43:04	- -
PGS ASA NO0010199151	0.694	0.17% 0.00		24/05/17 22:02:03	- -
PHOTOCURE ASA NO0010000045	5.14	0.19% 0.01		24/05/17 22:02:03	- -
POLARIS MEDIA ASA NO0010466022	6.10	0.83% 0.05		24/05/17 15:20:51	- -
PROSAFE SE NO0010861990	2.74	2.24% 0.06		24/05/17 21:43:05	- -
QUESTERRE ENERGY CORPORAT... CA74836K1003	0.1216	-7.74% -0.01		24/05/17 19:32:13	- -
REACH SUBSEA ASA NO0003117202	0.542	-% -		24/05/17 21:43:03	- -
REC SILICON ASA NO0010112675	0.841	0.24% 0.00		24/05/17 22:02:03	- -
SAS AB SE0003366871	0.0023	-% -		24/05/17 22:02:03	- -
SCANA ASA NO0003053308	0.173	-4.74% -0.01		24/05/17 17:24:34	1,500 259.50
SCATEC ASA NO0010715139	6.475	-0.31% -0.02		24/05/17 22:26:40	1,200 7,728.00
SD STANDARD ETC PLC CY0101550917	0.1314	-12.40% -0.02		24/05/17 15:20:46	- -
SEA1 OFFSHORE INC. KYG812291253	2.795	-0.71% -0.02		24/05/17 15:20:51	- -
SEABIRD EXPLORATION PLC CY0101162119	0.408	0.25% 0.00		24/05/17 22:02:03	- -
SELVAAG BOLIG ASA NO0010612450	3.255	2.36% 0.08		24/05/17 15:20:52	- -
SOLSTAD FARSTAD ASA NO0003080608	3.88	-1.57% -0.06		24/05/17 22:26:53	2,800 10,973.60
STRONGPOINT ASA NO0010098247	0.92	-% -		24/05/17 21:43:04	- -

NORWAY OSLO BORS SMALL CAP(TRG)

TECHSTEP ASA NO0012916131	0.792	0.25% 0.00		24/05/17 21:43:11	- -
THOR MEDICAL ASA NO0010597883	1.0485	-% -		24/05/17 16:20:00	- -
TREASURE ASA NOK0.10 NO0010763550	1.68	-3.17% -0.06		24/05/17 15:20:50	- -
VOSS VEKSEL- OG LANDMANDS... NO0003025009	21.40	-% -		24/05/17 15:20:52	- -
WEBSTEP ASA NOK1 NO0010609662	1.945	5.71% 0.11		24/05/17 15:20:53	- -
WILH. WILHELMSSEN HOLDING ... NO0010576010	30.70	-2.23% -0.70		24/05/17 15:20:51	- -
ZALARIS ASA NOK0.10 NO0010708910	6.20	1.31% 0.08		24/05/17 15:20:51	- -