

# NORWAY OSLO BORS SMALL CAP(TRG)

ISIN: **NO0007035343** WKN: -

## Overview

2024/05/03 18:05:02	
<b>Price</b>	<b>1,010.93</b> NOK
<b>Difference</b>	<span style="color: green;">▲</span> 0.06% (0.61)
<b>General attributes</b>	
ISIN	NO0007035343
Symbol	-
Country	Norway
Instruments in index	87
Type of index	-
Security type	Index
<b>Market data</b>	
Open	1,010.68 NOK
High	1,015.47 NOK
Low	1,008.99 NOK
Close (prev. day)	1,010.32 NOK
Trading volume (m)	-
Volume (pcs)	-
<b>Futures and Options</b>	
Related Futures	-
Related Options	-



Information about previous performance does not guarantee future performance.  
Source: FactSet

### Recent research

on market			
Date		Headline	Download
2024/04/26		Global Equity Ratings	<a href="#">Download</a>
2024/04/26		Aktienempfehlungen Global	<a href="#">Download</a>
2024/04/03		Global Equity Ratings	<a href="#">Download</a>
2024/04/03		Aktienempfehlungen Global	<a href="#">Download</a>
2024/03/26		Global Strategy 2Q 2024	<a href="#">Download</a>

## Details

2024/05/03 18:05:02

Price

**1,010.93** NOK

Difference ▲ 0.06% (0.61)

### General attributes

ISIN NO0007035343

Symbol -

Country Norway

Security type Index

Instruments in index 87

### Market data

Open 1,010.68 NOK

High 1,015.47 NOK

Low 1,008.99 NOK

Close (prev. day) 1,010.32 NOK

Trading volume (m) -

Volume (pcs) -

### Performance and Risk

	6m	1y	3y
Perf (%)	+9.18%	+11.83%	+16.94%
Perf (abs.)	+85.00	+106.98	+146.42
Beta	-	-	-
Volatility	12.20	12.62	16.87










Information about previous performance does not guarantee future performance.  
Source: FactSet

### Price data

Ø price 5 days   Ø volume 5 days (pcs.)	1,009.19 NOK (0)
Ø price 30 days   Ø volume 30 days (pcs.)	981.57 NOK (0)
Ø price 100 days   Ø volume 100 days (pcs.)	968.49 NOK (0)
Ø price 250 days   Ø volume 250 days (pcs.)	945.64 NOK (0)
YTD High   date	1,015.55 NOK (2024/04/30)
YTD Low   date	932.67 NOK (2024/03/11)
52 Weeks High   date	1,015.55 NOK (2024/04/30)
52 Weeks Low   date	882.74 NOK (2023/10/26)

## Composition

Name  ISIN	Price	Diff %  Diff +/-	Performance 	Date Time	Turnover Pc.  Turnover Money 
ABG SUNDAL COLLIER HOLDIN... NO0003021909	0.489	-2.20% -0.01		24/05/03 21:49:49	- -
ABL GROUP ASA NO0010715394	0.98	1.03% 0.01		24/05/03 21:43:05	- -
AKASTOR ASA NO0010215684	1.168	-1.85% -0.02		24/05/03 22:02:06	- -
AKVA GROUP ASA NO0003097503	5.40	0.37% 0.02		24/05/03 15:26:13	- -
AMSC ASA NO0010272065	2.745	5.78% 0.15		24/05/03 22:26:56	2,500 6,692.50
ARCHER LTD. BMG0451H1170	0.0892	3.24% 0.00		24/05/03 22:02:06	- -
ARCTICZYMES TECHNOLOGIES ... NO0010014632	2.205	0.92% 0.02		24/05/03 22:02:06	- -
ARENDALS FOSSEKOMPANI ASA NO0003572802	14.92	1.22% 0.18		24/05/03 15:26:13	- -
ARRIBATEC GROUP ASA NO0012861667	0.297	-2.62% -0.01		24/05/03 21:43:11	- -
AVANCE GAS HOLDING LTD BMG067231032	13.96	1.75% 0.24		24/05/03 22:26:53	3,679 50,860.10
AXACTOR ASA NO0010840515	4.8975	-0.61% -0.03		24/05/03 16:20:00	- -
B2 IMPACT ASA NOK0.10 NO0010633951	8.9575	-% -		24/05/03 16:20:00	- -
BELSHIPS ASA NO0003094104	2.095	-3.23% -0.07		24/05/03 21:43:04	- -
BERGENBIO ASA NO0010650013	0.0122	-% -		24/05/03 22:02:06	- -
BLUENORD ASA NO0010379266	48.40	2.33% 1.10		24/05/03 22:26:47	255 12,287.75
BONHEUR ASA NO0003110603	20.00	-8.26% -1.80		24/05/03 21:43:04	- -
BORGESTAD ASA NO0003111700	0.0214	20.22% 0.00		24/05/03 15:26:14	- -
BOUVET ASA NO0010360266	5.22	1.56% 0.08		24/05/03 22:26:59	300 1,542.00
BW LPG LTD BMG173841013	13.88	1.46% 0.20		24/05/03 22:26:41	6,907 95,787.49
BW OFFSHORE LIMITED BMG1738J1247	2.35	0.64% 0.02		24/05/03 22:26:42	1,293 3,038.55
BYGGMA ASA NO0003087603	1.535	-% -		24/05/03 15:26:14	- -
CARASANT ASA NO0010123060	1.585	2.59% 0.04		24/05/03 19:30:13	- -
CIRCIO HOLDING ASA NOK0.6 NO0013033795	0.193	-1.03% -0.00		24/05/03 15:26:14	- -
CONTEXTVISION AB SE0014731154	6.22	-4.01% -0.26		24/04/22 13:50:50	5,000 31,100.00
EIDESVIK OFFSHORE ASA NO0010263023	1.318	3.45% 0.04		24/05/03 15:26:12	- -

ELECTROMAGNETIC GEOSVCS A... NO0010358484	0.174	3.94% 0.01		24/05/03 15:26:13	- -
EMAS OFFSHORE LIMITED SG1AD2000008	-	-% -		-	-
ENDUR ASA NO0012555459	4.095	-% -		24/05/03 21:43:06	- -
ENSURGE MICROPOWER ASA NO0013186460	0.1336	19.93% 0.02		24/05/03 15:26:12	- -
EQVA ASA NO0010708605	0.301	-1.95% -0.01		24/05/03 21:43:05	- -
EUOPRIS ASA NO0010735343	5.855	3.90% 0.22		24/05/03 22:26:49	1,000 5,732.50
FLEX LNG LTD. BMG359472021	24.96	0.56% 0.14		24/05/03 22:26:47	2,000 49,423.20
FRONTLINE PLC CY0200352116	22.96	0.13% 0.03		24/05/03 22:26:54	3,581 82,305.33
GAMING INNOVATION GROUP I... US36467X2062	2.83	-0.70% -0.02		24/05/03 21:49:49	- -
GOLDEN OCEAN GROUP LTD. BMG396372051	13.72	0.48% 0.07		24/05/03 22:26:34	1,943 26,514.57
GOODTECH ASA NO0004913609	1.21	2.54% 0.03		24/05/03 15:26:12	- -
GYLDENDAL ASA NO0004288200	366.00	-2.14% -8.00		18/04/18 17:55:24	- -
HAVILA SHIPPING ASA NO0010257728	0.539	0.75% 0.00		24/05/03 21:43:04	- -
HEXAGON COMPOSITES ASA NO0003067902	1.536	9.71% 0.14		24/05/03 22:26:39	66,769 101,645.35
IDEX BIOMETRICS ASA NO0013107490	0.1598	-0.25% -0.00		24/05/03 21:43:12	- -
INTEROIL EXPLORAT. & PROD... NO0013119255	0.109	-2.24% -0.00		24/05/03 15:26:12	- -
ITERA ASA NO0010001118	0.962	-2.24% -0.02		24/05/03 15:26:13	- -
JINHUI SHIPPING AND TRANS... BMG5137R1088	0.524	3.56% 0.02		24/05/03 21:43:11	- -
KID ASA NO0010743545	12.28	-1.13% -0.14		24/05/03 22:02:06	- -
KITRON ASA NO0003079709	2.484	3.59% 0.09		24/05/03 21:49:49	- -
KMC PROPERTIES ASA NO0010360175	0.572	0.35% 0.00		24/05/03 15:26:13	- -
KONGSBERG AUTOMOTIVE ASA NO0003033102	0.141	-2.08% -0.00		24/05/03 21:49:49	- -
MAGNORA ASA NO0010187032	2.575	2.39% 0.06		24/05/03 22:26:45	300 754.50
MEDISTIM ASA NO0010159684	14.80	-3.90% -0.60		24/05/03 21:49:49	- -
MULTICONSULT ASA NOK0.50 NO0010734338	12.00	0.84% 0.10		24/05/03 17:15:02	- -
NAPATECH A/S DK0060520450	2.42	-0.41% -0.01		24/05/03 19:31:13	- -
NAVAMEDIC ASA NO0010205966	2.74	2.62% 0.07		24/05/03 21:49:49	- -
NEKKAR ASA	0.788	-1.75%		24/05/03	-

NO0003049405			-0.01		22:02:06	-
NEL ASA	0.449	2.39%			24/05/03	3,084,310
NO0010081235		0.01			22:26:37	1,382,003.81
NEXT BIOMETRICS GROUP ASA...	0.71	1.43%			24/05/03	-
NO0010629108		0.01			15:26:14	-
NORDIC SEMICONDUCTOR ASA	10.905	4.96%			24/05/03	2,787
NO0003055501		0.52			22:26:45	30,631.35
NRC GROUP ASA	1.075	2.38%			24/05/03	-
NO0003679102		0.03			21:43:04	-
OCEANTEAM ASA	0.087	8.21%			24/05/03	-
NO0010317316		0.01			21:49:49	-
ODFJELL DRILLING LTD	51.625	2.99%			24/05/03	-
BMG671801022		1.50			16:20:00	-
ODFJELL SE	12.65	1.61%			24/05/03	-
NO0003399917		0.20			15:26:12	-
ODFJELL SE CLASS A	14.34	-5.91%			24/05/03	-
NO0003399909		-0.90			15:26:12	-
OTELLO CORPORATION ASA	0.642	2.56%			24/05/03	-
NO0010040611		0.02			15:26:12	-
PANORO ENERGY ASA	2.46	2.29%			24/05/03	1,000
NO0010564701		0.06			22:26:47	2,445.00
PARETO BANK ASA NOK12.00	4.825	1.37%			24/05/03	-
NO0010397581		0.07			21:49:49	-
PGS ASA	0.6982	-0.57%			24/05/03	-
NO0010199151		-0.00			22:02:06	-
PHOTOCURE ASA	4.76	3.59%			24/05/03	-
NO0010000045		0.17			22:02:06	-
POLARIS MEDIA ASA	6.15	3.36%			24/05/03	-
NO0010466022		0.20			15:26:14	-
PROSAFE SE	3.08	1.65%			24/05/03	-
NO0010861990		0.05			21:43:05	-
QUESTERRE ENERGY CORPORAT...	0.23	12.20%			24/05/03	69,500
CA74836K1003		0.03			20:54:59	15,702.50
REACH SUBSEA ASA	0.52	1.56%			24/05/03	-
NO0003117202		0.01			21:43:04	-
REC SILICON ASA	0.9085	3.53%			24/05/03	9,000
NO0010112675		0.03			22:26:25	8,062.50
SAS AB	0.0023	4.55%			24/05/03	-
SE0003366871		0.00			22:02:06	-
SCANA ASA	0.1658	1.34%			24/05/03	-
NO0003053308		0.00			15:26:14	-
SCATEC ASA	6.535	2.67%			24/05/03	1,175
NO0010715139		0.17			22:26:39	7,683.50
SD STANDARD ETC PLC	0.1362	1.49%			24/05/03	-
CY0101550917		0.00			21:49:49	-
SEABIRD EXPLORATION PLC	0.386	2.25%			24/05/03	-
CY0101162119		0.01			22:02:06	-
SELVAAG BOLIG ASA	2.98	2.23%			24/05/03	-
NO0010612450		0.07			21:49:49	-
SIEM OFFSHORE INC.	2.96	1.37%			24/05/03	-
KYG812291253		0.04			21:49:49	-
SOLSTAD FARSTAD ASA	4.024	7.77%			24/05/03	27,575
NO0003080608		0.29			22:26:53	107,611.72
STRONGPOINT ASA	0.954	1.49%			24/05/03	-
NO0010098247		0.01			21:43:04	-

## NORWAY OSLO BORS SMALL CAP(TRG)

TECHSTEP ASA NO0012916131	0.796	2.31% 0.02		24/05/03 21:49:49	- -
THOR MEDICAL ASA NO0010597883	1.04	0.73% 0.01		24/05/03 16:20:00	- -
TREASURE ASA NOK0.10 NO0010763550	1.70	4.62% 0.08		24/05/03 21:49:49	- -
VOSS VEKSEL- OG LANDMANDS... NO0003025009	21.00	0.96% 0.20		24/05/03 15:26:14	- -
WEBSTEP ASA NOK1 NO0010609662	1.835	1.94% 0.04		24/05/03 15:26:13	- -
WILH. WILHELMSSEN HOLDING ... NO0010576010	30.20	-1.95% -0.60		24/05/03 21:49:49	- -
ZALARIS ASA NOK0.10 NO0010708910	5.98	2.75% 0.16		24/05/03 15:26:12	- -