

NORWAY OSLO BORS SMALL CAP(TRG)

ISIN: **NO0007035343** WKN: -

Overview

2024/04/29 18:05:02

Price

1,008.40 NOK

Difference  0.53% (5.27)

General attributes

ISIN NO0007035343

Symbol -

Country Norway

Instruments in index 87

Type of index -

Security type Index













More information on countries & regions

[➤ Markets by Region](#)



Information about previous performance does not guarantee future performance.
Source: FactSet

Recent research

| on market | | |
|------------|---------------------------------------------------------------------------------------------------------------|---------------------------------------------------------------------------------------|
| Date | Headline | Download |
| 2024/04/26 |  Global Equity Ratings |  |
| 2024/04/26 |  Aktienempfehlungen Global |  |
| 2024/04/03 |  Global Equity Ratings |  |
| 2024/04/03 |  Aktienempfehlungen Global |  |
| 2024/03/26 |  Global Strategy 2Q 2024 |  |

Details

2024/04/29 18:05:02

Price

1,008.40 NOK

Difference ▲ 0.53% (5.27)

General attributes

ISIN NO0007035343

Symbol -

Country Norway

Security type Index

Instruments in index 87

Market data

Open 1,003.37 NOK

High 1,010.14 NOK

Low 1,003.37 NOK

Close (prev. day) 1,003.13 NOK

Trading volume (m) -

Volume (pcs) -

Performance and Risk

| | 6m | 1y | 3y |
|-------------|---------|--------|---------|
| Perf (%) | +12.95% | +8.74% | +16.95% |
| Perf (abs.) | +115.59 | +81.09 | +146.15 |
| Beta | - | - | - |
| Volatility | 12.44 | 12.72 | 16.90 |



Information about previous performance does not guarantee future performance.
Source: FactSet

Price data

| | |
|---------------------------------------------|---------------------------|
| Ø price 5 days Ø volume 5 days (pcs.) | 994.84 NOK (0) |
| Ø price 30 days Ø volume 30 days (pcs.) | 974.58 NOK (0) |
| Ø price 100 days Ø volume 100 days (pcs.) | 965.67 NOK (0) |
| Ø price 250 days Ø volume 250 days (pcs.) | 944.35 NOK (0) |
| YTD High date | 1,010.14 NOK (2024/04/29) |
| YTD Low date | 932.67 NOK (2024/03/11) |
| 52 Weeks High date | 1,010.14 NOK (2024/04/29) |
| 52 Weeks Low date | 882.74 NOK (2023/10/26) |

Composition

| Name ISIN | Price | Diff % Diff +/- | Performance | Date Time | Turnover Pc. Turnover Money |
|----------------------------------------------|--------|--------------------|-------------|----------------------|--------------------------------|
| ABG SUNDAL COLLIER HOLDIN... NO0003021909 | 0.50 | -0.79% -0.00 | | 24/04/29 21:43:07 | - - |
| ABL GROUP ASA NO0010715394 | 0.99 | -1.00% -0.01 | | 24/04/29 21:43:02 | - - |
| AKASTOR ASA NO0010215684 | 1.158 | 0.87% 0.01 | | 24/04/29 22:26:30 | 1,908 2,190.38 |
| AKVA GROUP ASA NO0003097503 | 5.56 | 0.36% 0.02 | | 24/04/29 16:50:50 | - - |
| AMSC ASA NO0010272065 | 2.63 | 2.14% 0.06 | | 24/04/29 22:26:56 | 2,400 6,343.00 |
| ARCHER LTD. BMG0451H1170 | 0.0883 | -2.11% -0.00 | | 24/04/29 22:02:06 | - - |
| ARCTICZYMES TECHNOLOGIES ... NO0010014632 | 2.205 | -% - | | 24/04/29 22:26:43 | 6,806 14,949.50 |
| ARENDALS FOSSEKOMPANI ASA NO0003572802 | 14.84 | -0.40% -0.06 | | 24/04/29 16:50:53 | - - |
| ARRIBATEC GROUP ASA NO0012861667 | 0.314 | -9.51% -0.03 | | 24/04/29 21:43:11 | - - |
| AVANCE GAS HOLDING LTD BMG067231032 | 13.48 | 3.06% 0.40 | | 24/04/29 22:26:53 | 5,038 66,977.60 |
| AXACTOR ASA NO0010840515 | 0.3975 | -0.75% -0.00 | | 24/04/29 16:50:52 | - - |
| B2 IMPACT ASA NOK0.10 NO0010633951 | 0.717 | 0.14% 0.00 | | 24/04/29 21:30:23 | - - |
| BELSHIPS ASA NO0003094104 | 2.09 | 0.24% 0.01 | | 24/04/29 21:43:07 | - - |
| BERGENBIO ASA NO0010650013 | 0.0126 | -0.79% -0.00 | | 24/04/29 22:26:47 | 106,121 1,358.35 |
| BLUENORD ASA NO0010379266 | 48.15 | -2.23% -1.10 | | 24/04/29 22:26:47 | 539 26,054.00 |
| BONHEUR ASA NO0003110603 | 21.20 | 0.71% 0.15 | | 24/04/29 21:43:07 | - - |
| BORGESTAD ASA NO0003111700 | 0.0154 | 1.32% 0.00 | | 24/04/29 08:18:18 | - - |
| BOUVET ASA NO0010360266 | 5.17 | -1.52% -0.08 | | 24/04/29 22:02:06 | - - |
| BW LPG LTD BMG173841013 | 13.57 | 5.03% 0.65 | | 24/04/29 22:26:41 | 29,461 399,298.90 |
| BW OFFSHORE LIMITED BMG1738J1247 | 2.395 | -0.21% -0.01 | | 24/04/29 22:26:42 | 1,260 3,011.40 |
| BYGGMA ASA NO0003087603 | 1.55 | 0.65% 0.01 | | 24/04/29 16:50:51 | - - |
| CARASANT ASA NO0010123060 | 1.565 | 32.07% 0.38 | | 24/04/29 19:30:07 | - - |
| CIRCIO HOLDING ASA NOK0.6 NO0013033795 | 0.193 | -5.39% -0.01 | | 24/04/29 16:50:51 | - - |

| | | | | | |
|----------------------------------------------|--------|-----------------|------------------------------------------------------------------------------------|----------------------|--------------------|
| CONTEXTVISION AB SE0014731154 | 6.22 | -4.01% -0.26 |  | 24/04/22 13:50:50 | 5,000 31,100.00 |
| EIDESVIK OFFSHORE ASA NO0010263023 | 1.298 | 4.17% 0.05 |  | 24/04/29 16:50:53 | - - |
| ELECTROMAGNETIC GEOSVCS A... NO0010358484 | 0.164 | -2.84% -0.00 |  | 24/04/29 16:50:52 | - - |
| EMAS OFFSHORE LIMITED SG1AD2000008 | - | -% - | | - - | - - |
| ENDUR ASA NO0012555459 | 4.065 | 0.74% 0.03 |  | 24/04/29 21:43:03 | - - |
| ENSURGE MICROPOWER ASA NO0013186460 | 0.1104 | 10.40% 0.01 |  | 24/04/29 15:36:29 | - - |
| EQVA ASA NO0010708605 | 0.30 | 1.35% 0.00 |  | 24/04/29 21:43:02 | - - |