

NORWAY OSLO BORS ALL SHARE(TRG)

ISIN: **NO0007033900** WKN: -

Overview

2024/09/13 18:05:02

Price

1,621.58 NOK

Difference  0.93% (14.99)

General attributes

ISIN NO0007033900

Symbol -

Country Norway

Instruments in index 185

Type of index -

Security type Index













More information on countries & regions

[➤ Markets by Region](#)



Information about previous performance does not guarantee future performance.
Source: FactSet

Recent research

on market		
Date	Headline	Download
2024/09/11	 Global Equity Ratings	
2024/09/11	 Aktienempfehlungen Global	
2024/09/09	 Marktkommentar	
2024/09/05	 Global Equity Ratings	
2024/09/05	 Aktienempfehlungen Global	

Details

2024/09/13 18:05:02

Price

1,621.58 NOK

Difference ▲ 0.93% (14.99)

General attributes

ISIN NO0007033900

Symbol -

Country Norway

Security type Index

Instruments in index 185

Market data

Open 1,606.63 NOK

High 1,621.58 NOK

Low 1,606.63 NOK

Close (prev. day) 1,606.59 NOK

Trading volume (m) 106,425

Volume (pcs) -

Performance and Risk

	6m	1y	3y
Perf (%)	+8.46%	+10.09%	+30.70%
Perf (abs.)	+126.48	+148.67	+380.87
Beta	-	-	-
Volatility	12.63	12.69	16.61



5y

Information about previous performance does not guarantee future performance.
Source: FactSet

Price data

Ø price 5 days Ø volume 5 days (pcs.)	1,601.92 NOK (102,996)
Ø price 30 days Ø volume 30 days (pcs.)	1,633.41 NOK (112,120)
Ø price 100 days Ø volume 100 days (pcs.)	1,637.81 NOK (136,262)
Ø price 250 days Ø volume 250 days (pcs.)	1,558.08 NOK (223,641)
YTD High date	1,693.36 NOK (2024/08/01)
YTD Low date	1,426.90 NOK (2024/02/14)
52 Weeks High date	1,693.36 NOK (2024/08/01)
52 Weeks Low date	1,426.90 NOK (2024/02/14)

Composition

Name ISIN	Price	Diff % Diff +/-	Performance	Date Time	Turnover Pc. Turnover Money
2020 BULKERS LTD. BMG9156K1018	11.77	-0.59% -0.07		24/09/13 22:26:49	315 3,703.25
ABG SUNDAL COLLIER HOLDIN... NO0003021909	0.534	1.71% 0.01	█	24/09/13 21:43:11	- -
ABL GROUP ASA NO0010715394	0.818	-0.24% -0.00		24/09/13 21:43:02	- -
AF GRUPPEN ASA NO0003078107	10.18	0.59% 0.06	█	24/09/13 22:26:55	750 7,633.40
AGILYX AS NO0010872468	2.535	3.26% 0.08	█	24/09/13 22:02:04	- -
AIRTHINGS ASA NOK0.01 NO0010895568	0.194	2.37% 0.00	█	24/09/13 16:37:48	- -
AKASTOR ASA NO0010215684	1.20	2.56% 0.03	█	24/09/13 22:02:04	- -
AKER ASA NO0010234552	48.05	1.80% 0.85	█	24/09/13 22:26:41	80 3,811.00
AKER BIOMARINE ASA NOK6 NO0010886625	4.775	1.70% 0.08	█	24/09/13 16:37:51	- -
AKER BP ASA NO0010345853	19.655	2.69% 0.52	█	24/09/13 22:26:40	7,121 139,206.72
AKER CARBON CAPTURE ASA N... NO0010890304	0.513	7.64% 0.04	█	24/09/13 22:26:44	96,826 48,071.32
AKER HORIZONS ASA NO0010921232	0.2092	6.84% 0.01	█	24/09/13 22:02:04	- -
AKER SOLUTIONS ASA NO0010716582	3.446	2.87% 0.10	█	24/09/13 22:26:33	183 625.65
AKVA GROUP ASA NO0003097503	4.84	-3.20% -0.16		24/09/13 16:37:55	- -
AMSC ASA NO0010272065	2.38	3.48% 0.08	█	24/09/13 22:02:04	- -
ARCHER LTD. BMG0451H2087	1.836	0.88% 0.02	█	24/09/13 22:02:03	- -
ARCTICZYMES TECHNOLOGIES ... NO0010014632	1.456	0.41% 0.01	█	24/09/13 22:02:04	- -
ARENDALS FOSSEKOMPANI ASA NO0003572802	13.86	1.76% 0.24	█	24/09/13 16:37:50	- -
ARRIBATEC GROUP ASA NO0012861667	0.237	0.42% 0.00	█	24/09/13 21:43:08	- -
ATEA ASA NO0004822503	12.18	0.16% 0.02	█	24/09/13 22:02:04	- -
ATLANTIC SAPPH ASA NO0013249896	0.0609	20.59% 0.01	█	24/09/13 22:02:04	- -
AUSTEVOLL SEAFOOD ASA NO0010073489	8.115	-0.55% -0.05		24/09/13 22:26:37	1,500 12,206.00
AUTOSTORE HOLDINGS LTD. BMG0670A1099	0.823	2.68% 0.02	█	24/09/13 22:26:49	16,522 13,440.24

AVANCE GAS HOLDING LTD BMG067231032	9.05	0.22% 0.02		24/09/13 22:26:51	2,807 25,312.36
AXACTOR ASA NO0010840515	0.344	3.46% 0.01		24/09/13 16:37:49	- -
B2 IMPACT ASA NOK0.10 NO0010633951	0.687	-% -		24/09/13 21:39:20	- -
BAKKAFROST P/F FO0000000179	49.66	0.36% 0.18		24/09/13 22:26:33	121 5,957.22
BELSHIPS ASA NO0003094104	1.594	1.01% 0.02		24/09/13 21:43:11	- -
BERGENBIO ASA NO0013251173	0.766	-1.92% -0.02		24/09/13 21:43:09	- -
BEWI ASA NOK1 NO0010890965	2.275	1.79% 0.04		24/09/13 20:00:01	- -