

NORWAY OSLO BORS ALL SHARE(TRG)

ISIN: **NO0007033900** WKN: -

Overview

2024/07/12 17:46:00

Price

1,657.44 NOK

Difference  1.17% (19.16)

General attributes

ISIN NO0007033900

Symbol -

Country Norway

Instruments in index 190

Type of index -

Security type Index










More information on countries & regions

[➤ Markets by Region](#)



Information about previous performance does not guarantee future performance.
Source: FactSet

Recent research

| on market | | |
|------------|--|---|
| Date | Headline | Download |
| 2024/07/12 |  Global Equity Ratings |  |
| 2024/07/12 |  Aktienempfehlungen Global |  |
| 2024/07/09 |  Political environment weighs on outlook |  |
| 2024/07/09 |  Politisches Umfeld belastet den Ausblick |  |
| 2024/07/03 |  Global Strategy 3Q 2024 |  |

Details

2024/07/12 17:46:00

Price

1,657.44 NOK

Difference ▲ 1.17% (19.16)

General attributes

ISIN NO0007033900

Symbol -

Country Norway

Security type Index

Instruments in index 190

Market data

Open 1,638.29 NOK

High 1,659.79 NOK

Low 1,638.29 NOK

Close (prev. day) 1,638.28 NOK

Trading volume (m) 115,080

Volume (pcs) -

Performance and Risk

| | 6m | 1y | 3y |
|-------------|---------|---------|---------|
| Perf (%) | +9.52% | +19.69% | +36.13% |
| Perf (abs.) | +144.12 | +272.61 | +439.94 |
| Beta | - | - | - |
| Volatility | 10.21 | 12.05 | 16.44 |



5y

Information about previous performance does not guarantee future performance.
Source: FactSet

Price data

| | |
|---|---------------------------|
| Ø price 5 days Ø volume 5 days (pcs.) | 1,637.49 NOK (88,934) |
| Ø price 30 days Ø volume 30 days (pcs.) | 1,639.04 NOK (116,438) |
| Ø price 100 days Ø volume 100 days (pcs.) | 1,580.20 NOK (242,893) |
| Ø price 250 days Ø volume 250 days (pcs.) | 1,519.92 NOK (236,141) |
| YTD High date | 1,689.44 NOK (2024/06/03) |
| YTD Low date | 1,426.90 NOK (2024/02/14) |
| 52 Weeks High date | 1,689.44 NOK (2024/06/03) |
| 52 Weeks Low date | 1,346.18 NOK (2023/07/17) |

Composition

| Name ISIN | Price | Diff % Diff +/- | Performance | Date Time | Turnover Pc. Turnover Money |
|--|--------|--------------------|-------------|----------------------|--------------------------------|
| 2020 BULKERS LTD. BMG9156K1018 | 13.20 | 0.69% 0.09 | | 24/07/12 17:00:26 | - - |
| ABG SUNDAL COLLIER HOLDIN... NO0003021909 | 0.569 | -0.52% -0.00 | | 24/07/12 17:00:19 | - - |
| ABL GROUP ASA NO0010715394 | 1.045 | 0.97% 0.01 | | 24/07/12 17:00:20 | - - |
| AF GRUPPEN ASA NO0003078107 | 11.52 | 0.17% 0.02 | | 24/07/12 15:22:47 | - - |
| AGILYX AS NO0010872468 | 2.735 | -1.26% -0.04 | | 24/07/12 17:00:20 | - - |
| AIRTHINGS ASA NOK0.01 NO0010895568 | 0.218 | 1.87% 0.00 | | 24/07/12 15:22:51 | - - |
| AKASTOR ASA NO0010215684 | 1.33 | -5.00% -0.07 | | 24/07/12 16:13:35 | 237 315.21 |
| AKER ASA NO0010234552 | 54.60 | 2.44% 1.30 | | 24/07/12 17:00:19 | - - |
| AKER BIOMARINE ASA NOK6 NO0010886625 | 7.69 | -4.00% -0.32 | | 24/07/12 15:22:50 | - - |
| AKER BP ASA NO0010345853 | 23.07 | 0.26% 0.06 | | 24/07/12 17:07:29 | 6,214 142,379.36 |
| AKER CARBON CAPTURE ASA N... NO0010890304 | 0.5505 | 5.16% 0.03 | | 24/07/12 17:00:47 | 21,114 11,247.88 |
| AKER HORIZONS ASA NO0010921232 | 0.2408 | 5.24% 0.01 | | 24/07/12 17:00:20 | - - |
| AKER SOLUTIONS ASA NO0010716582 | 4.206 | 13.74% 0.51 | | 24/07/12 17:10:52 | 10,548 43,397.00 |
| AKVA GROUP ASA NO0003097503 | 5.36 | -1.47% -0.08 | | 24/07/12 15:22:48 | - - |
| AMSC ASA NO0010272065 | 2.665 | -% - | | 24/07/12 17:00:19 | - - |
| ARCHER LTD. BMG0451H2087 | 2.255 | 1.12% 0.03 | | 24/07/12 17:15:51 | - - |
| ARCTICZYMES TECHNOLOGIES ... NO0010014632 | 1.974 | -1.30% -0.03 | | 24/07/12 17:00:19 | - - |
| ARENDALS FOSSEKOMPANI ASA NO0003572802 | 13.68 | -0.87% -0.12 | | 24/07/12 15:22:47 | - - |
| ARRIBATEC GROUP ASA NO0012861667 | 0.368 | 1.38% 0.01 | | 24/07/12 17:00:26 | - - |
| ATEA ASA NO0004822503 | 142.70 | -5.31% -8.00 | | 24/07/12 16:20:00 | - - |
| ATLANTIC SAPPH ASA NO0013249896 | 0.522 | -1.51% -0.01 | | 24/07/12 17:15:51 | - - |
| AUSTEVOLL SEAFOOD ASA NO0010073489 | 7.01 | 0.21% 0.02 | | 24/07/12 17:00:19 | - - |
| AUTOSTORE HOLDINGS LTD. BMG0670A1099 | 1.163 | 1.04% 0.01 | | 24/07/12 17:00:25 | - - |

| | | | | | |
|--|--------|-----------------|---|----------------------|--------|
| AVANCE GAS HOLDING LTD BMG067231032 | 12.98 | -2.26% -0.30 | | 24/07/12 17:00:25 | - - |
| AXACTOR ASA NO0010840515 | 3.9775 | -% - | | 24/07/12 16:20:00 | - - |
| B2 IMPACT ASA NOK0.10 NO0010633951 | 8.9575 | -% - | | 24/07/12 16:20:00 | - - |
| BAKKAFROST P/F FO0000000179 | 543.00 | 1.64% 8.75 | █ | 24/07/12 16:20:00 | - - |
| BELSHIPS ASA NO0003094104 | 1.966 | 1.03% 0.02 | █ | 24/07/12 17:00:19 | - - |
| BERGENBIO ASA NO0013251173 | 1.04 | -3.35% -0.04 | | 24/07/12 17:00:27 | - - |
| BEWI ASA NOK1 NO0010890965 | 2.045 | 2.25% 0.05 | █ | 24/07/12 17:15:50 | - - |