

NORWAY OSLO BORS ALL SHARE(TRG)

ISIN: **NO0007033900** WKN: -

Overview

2024/04/23 18:05:02	
Price	1,561.80 NOK
Difference	▲ 0.02% (0.39)
General attributes	
ISIN	NO0007033900
Symbol	-
Country	Norway
Instruments in index	188
Type of index	-
Security type	Index
Market data	
Open	1,561.41 NOK
High	1,565.13 NOK
Low	1,555.98 NOK
Close (prev. day)	1,561.41 NOK
Trading volume (m)	119,449
Volume (pcs)	-
Futures and Options	
Related Futures	-
Related Options	-



Information about previous performance does not guarantee future performance.
Source: FactSet

Recent research

on market		
Date	Headline	Download
2024/04/03	Global Equity Ratings	
2024/04/03	Aktienempfehlungen Global	
2024/03/26	Global Strategy 2Q 2024	
2024/03/26	Global Strategy 2Q 2024	
2024/03/13	Global Equity Ratings	

Details

2024/04/23 18:05:02

Price

1,561.80 NOK

Difference ▲ 0.02% (0.39)

General attributes

ISIN NO0007033900

Symbol -

Country Norway

Security type Index

Instruments in index 188

Market data

Open 1,561.41 NOK

High 1,565.13 NOK

Low 1,555.98 NOK

Close (prev. day) 1,561.41 NOK

Trading volume (m) 119,449

Volume (pcs) -

Performance and Risk

	6m	1y	3y
Perf (%)	+5.65%	+13.70%	+35.32%
Perf (abs.)	+83.59	+188.19	+407.65
Beta	-	-	-
Volatility	11.70	12.88	16.64














Information about previous performance does not guarantee future performance.
Source: FactSet

Price data

Ø price 5 days Ø volume 5 days (pcs.)	1,564.65 NOK (124,533)
Ø price 30 days Ø volume 30 days (pcs.)	1,543.06 NOK (202,516)
Ø price 100 days Ø volume 100 days (pcs.)	1,506.40 NOK (273,959)
Ø price 250 days Ø volume 250 days (pcs.)	1,465.40 NOK (232,043)
YTD High date	1,608.91 NOK (2024/04/15)
YTD Low date	1,426.90 NOK (2024/02/14)
52 Weeks High date	1,608.91 NOK (2024/04/15)
52 Weeks Low date	1,346.18 NOK (2023/07/17)

Composition

Name ISIN	Price	Diff % Diff +/-	Performance	Date Time	Turnover Pc. Turnover Money
2020 BULKERS LTD. BMG9156K1018	13.81	1.92% 0.26		24/04/23 19:16:10	3,622 49,807.57
ABG SUNDAL COLLIER HOLDIN... NO0003021909	0.4825	-1.43% -0.01		24/04/23 18:46:25	- -
ABL GROUP ASA NO0010715394	1.045	2.45% 0.03		24/04/23 18:46:16	- -
ADEVINTA ASA NO0010844038	9.77	0.15% 0.02		24/04/23 18:46:16	- -
AF GRUPPEN ASA NO0003078107	11.32	1.98% 0.22		24/04/23 16:13:19	- -
AGILYX AS NO0010872468	2.53	-0.78% -0.02		24/04/23 19:06:42	1,905 4,822.65
AIRTHINGS ASA NOK0.01 NO0010895568	0.235	-% -		24/04/23 16:13:15	- -
AKASTOR ASA NO0010215684	1.16	0.87% 0.01		24/04/23 16:13:18	- -
AKER ASA NO0010234552	52.00	-% -		24/04/23 18:46:15	- -
AKER BIOMARINE ASA NOK6 NO0010886625	6.15	4.06% 0.24		24/04/23 16:13:16	- -
AKER BP ASA NO0010345853	23.93	-0.37% -0.09		24/04/23 18:46:16	- -
AKER CARBON CAPTURE ASA N... NO0010890304	0.6395	0.63% 0.00		24/04/23 18:57:34	12,029 7,613.20
AKER HORIZONS ASA NO0010921232	0.2438	-3.41% -0.01		24/04/23 18:46:17	- -
AKER SOLUTIONS ASA NO0010716582	37.82	-1.66% -0.64		24/04/23 16:20:00	- -
AKVA GROUP ASA NO0003097503	5.62	1.81% 0.10		24/04/23 16:13:16	- -
AMSC ASA NO0010272065	2.485	2.90% 0.07		24/04/23 18:46:16	- -
ARCHER LTD. BMG0451H1170	0.0899	-0.55% -0.00		24/04/23 18:46:22	- -
ARCTICZYMES TECHNOLOGIES ... NO0010014632	2.25	0.45% 0.01		24/04/23 18:46:15	- -
ARENDALS FOSSEKOMPANI ASA NO0003572802	14.88	-3.38% -0.52		24/04/23 16:13:16	- -
ARRIBATEC GROUP ASA NO0012861667	0.346	0.29% 0.00		24/04/23 18:46:23	- -
ATEA ASA NO0004822503	11.52	3.41% 0.38		24/04/23 17:28:46	103 1,186.56
ATLANTIC SAPPHIRE ASA NO0010768500	0.0697	-1.13% -0.00		24/04/23 19:30:12	- -
AUSTEVOLL SEAFOOD ASA NO0010073489	7.16	0.28% 0.02		24/04/23 18:46:15	- -

AUTOSTORE HOLDINGS LTD. BMG0670A1099	1.529	2.21% 0.03		24/04/23 18:46:22	- -
AVANCE GAS HOLDING LTD BMG067231032	13.728	4.47% 0.59		24/04/23 19:27:43	1,636 22,433.57
AXACTOR ASA NO0010840515	4.9275	-% -		24/04/23 16:20:00	- -
B2 IMPACT ASA NOK0.10 NO0010633951	8.9575	-% -		24/04/23 16:20:00	- -
BAKKAFROST P/F FO0000000179	648.00	0.31% 2.00		24/04/23 16:20:00	- -
BELSHIPS ASA NO0003094104	1.854	0.76% 0.01		24/04/23 18:46:15	- -
BERGENBIO ASA NO0010650013	0.0134	-% -		24/04/23 18:46:16	- -
BEWI ASA NOK1 NO0010890965	2.45	0.82% 0.02		24/04/23 19:30:14	- -
BIEN SPAREBANK ASA NOK34.... NO0012706763	7.25	-0.68% -0.05		24/04/23 16:13:18	- -
BLUENORD ASA NO0010379266	48.10	-1.23% -0.60		24/04/23 19:30:15	- -
BONHEUR ASA NO0003110603	21.15	4.19% 0.85		24/04/23 18:46:15	- -
BORGESTAD ASA NO0003111700	0.014	-4.11% -0.00		24/04/23 08:07:07	- -
BORR DRILLING LTD BMG1466R1732	5.745	1.86% 0.11		24/04/23 19:33:50	897,375 5,089,499.03
BORREGAARD ASA NO0010657505	16.58	1.22% 0.20		24/04/23 18:46:16	- -
BOUVET ASA NO0010360266	5.17	0.19% 0.01		24/04/23 18:46:16	- -
BW ENERGY LTD. BMG0702P1086	2.47	0.20% 0.01		24/04/23 18:46:22	- -
BW LPG LTD BMG173841013	12.92	1.25% 0.16		24/04/23 19:30:11	100 1,291.00
BW OFFSHORE LIMITED BMG1738J1247	2.395	0.21% 0.01		24/04/23 18:46:22	- -
BYGGMA ASA NO0003087603	1.53	0.99% 0.02		24/04/23 16:13:15	- -
CADELER AS DKK1 DK0061412772	4.125	2.23% 0.09		24/04/23 19:30:14	- -
CARASANT ASA NO0010123060	0.918	2.23% 0.02		24/04/23 19:30:13	- -
CIRCIO HOLDING ASA NOK0.6 NO0013033795	0.223	1.83% 0.00		24/04/23 16:13:17	- -
CLOUDBERRY CLEAN ENERGY A... NO0010876642	0.748	-1.84% -0.01		24/04/23 18:46:16	- -
CONTEXTVISION AB SE0014731154	6.22	-4.01% -0.26		24/04/22 13:50:50	5,000 31,100.00
CRAYON GROUP HOLDING ASA NO0010808892	6.42	2.31% 0.14		24/04/23 18:46:16	- -
DNB BANK ASA NO0010161896	17.93	-1.32% -0.24		24/04/23 19:01:31	1,603 28,067.00
DNO ASA NO0003921009	0.8885	-5.18% -0.05		24/04/23 18:46:15	- -
DOF GROUP ASA NOK2.50	77.95	1.10%		24/04/23	25,138

NORWAY OSLO BORS ALL SHARE(TRG)

NO0012851874		0.85		16:18:14	1,957,849.10
EDDA WIND ASA NOK0.10 NO0010998529	1.81	-3.21% -0.06		24/04/23 16:13:17	- -
EIDESVIK OFFSHORE ASA NO0010263023	1.222	-3.63% -0.05		24/04/23 16:13:18	- -
ELECTROMAGNETIC GEOSVCS A... NO0010358484	0.1748	-% -		24/04/23 16:13:16	- -
ELKEM ASA NO0010816093	1.62	-0.86% -0.01		24/04/23 19:30:16	- -
ELLIPTIC LABORATORIES AS NO0010722283	1.388	8.78% 0.11	█	24/04/23 18:46:22	- -
ELMERA GROUP ASA NO0010815673	2.915	3.00% 0.09	█	24/04/23 18:46:16	- -
ELOPAK ASA NOK1.40 NO0011002586	2.90	0.52% 0.02		24/04/23 19:30:17	- -
ENDUR ASA NO0012555459	4.095	-2.50% -0.11		24/04/23 18:46:17	- -
ENSURGE MICROPOWER ASA NO0013186460	1.248	3.12% 0.04	█	24/04/23 12:17:08	3 3.75
ENTRA ASA NO0010716418	104.20	-2.80% -3.00		24/04/23 16:20:00	- -
EQUINOR ASA NO0010096985	25.13	-1.02% -0.26		24/04/23 19:25:51	43,480 1,098,565.83
EQVA ASA NO0010708605	0.278	2.21% 0.01	█	24/04/23 18:46:16	- -
EUOPRIS ASA NO0010735343	78.95	0.06% 0.05		24/04/23 16:20:00	- -
FLEX LNG LTD. BMG359472021	26.14	1.32% 0.34	█	24/04/23 19:31:46	106,845 2,780,364.78
FRONTLINE PLC CY0200352116	23.50	2.66% 0.61	█	24/04/23 19:33:31	494,914 11,415,001.03
GAMING INNOVATION GROUP I... US36467X2062	2.915	0.52% 0.02		24/04/23 18:46:25	- -
GENTIAN DIAGNOSTICS ASA N... NO0010748866	2.96	-1.33% -0.04		24/04/23 16:13:16	- -
GJENSIDIGE FORSIKRING ASA NO0010582521	165.70	0.12% 0.20		24/04/23 16:20:00	- -
GOLDEN OCEAN GROUP LTD. BMG396372051	13.415	2.48% 0.33	█	24/04/23 19:32:45	733,073 9,735,886.90
GOODTECH ASA NO0004913609	1.145	-2.14% -0.03		24/04/23 16:13:18	- -
GRAM CAR CARRIERS ASA NOK... NO0011109563	18.20	2.02% 0.36	█	24/04/23 18:46:23	- -
GRIEG SEAFOOD ASA NO0010365521	5.515	-0.90% -0.05		24/04/23 17:22:53	1,220 6,739.46
GYLDENDAL ASA NO0004288200	366.00	-2.14% -8.00		18/04/18 17:55:24	- -
HAFNIA LTD. BMG4233B1090	7.55	1.48% 0.11	█	24/04/23 19:32:25	85,043 637,857.72
HAVILA SHIPPING ASA NO0010257728	0.623	0.16% 0.00		24/04/23 18:46:16	- -
HEXAGON COMPOSITES ASA NO0003067902	1.448	0.98% 0.01	█	24/04/23 19:29:02	25,326 36,386.60
HEXAGON PURUS ASA NO0010904923	0.439	3.17% 0.01	█	24/04/23 19:31:32	141,041 60,802.50

HOEEGH AUTOLINERS ASA NO0011082075	8.54	2.03% 0.17		24/04/23 19:20:28	20,273 171,543.78
HOFSETH BIOCARE ASA NO0010598683	0.163	-11.65% -0.02		24/04/23 09:17:28	- -
HYDROGENPRO ASA NO0010892359	1.066	-1.48% -0.02		24/04/23 18:46:16	- -
IDEX BIOMETRICS ASA NO0013107490	0.1682	-2.66% -0.00		24/04/23 18:46:23	- -
INTEROIL EXPLORAT. & PROD... NO0013119255	0.1545	-5.21% -0.01		24/04/23 16:13:18	- -
ITERA ASA NO0010001118	0.986	0.61% 0.01		24/04/23 16:13:16	- -
JINHUI SHIPPING AND TRANS... BMG5137R1088	0.50	-1.96% -0.01		24/04/23 18:46:22	- -
KID ASA NO0010743545	12.80	0.79% 0.10		24/04/23 18:04:09	8 102.40
KITRON ASA NO0003079709	2.638	-1.05% -0.03		24/04/23 18:46:26	- -
KLAVENESS COMBINATION CAR... NO0010833262	8.43	1.32% 0.11		24/04/23 16:13:16	- -
KMC PROPERTIES ASA NO0010360175	0.604	0.33% 0.00		24/04/23 16:13:16	- -
KOMPLETT ASA NOK0.40 NO0011016040	0.898	0.67% 0.01		24/04/23 16:13:19	- -
KONGSBERG AUTOMOTIVE ASA NO0003033102	0.1276	-% -		24/04/23 18:46:25	- -
KONGSBERG GRUPPEN ASA NO0003043309	65.90	2.73% 1.75		24/04/23 19:13:44	207 13,472.70
LEROY SEAFOOD GROUP AS NO0003096208	4.004	0.60% 0.02		24/04/23 18:46:15	- -
LINK MOBILITY GROUP HOLDI... NO0010894231	1.578	2.87% 0.04		24/04/23 18:46:17	- -
MAGNORA ASA NO0010187032	2.495	1.84% 0.05		24/04/23 16:13:17	- -
MEDISTIM ASA NO0010159684	15.10	1.00% 0.15		24/04/23 18:46:15	- -
MORROW BANK ASA NO0010694029	0.335	-1.18% -0.00		24/04/23 16:13:18	- -
MOWI ASA NO0003054108	16.05	-1.11% -0.18		24/04/23 18:47:59	3,937 63,419.85
MPC CONTAINER SHIPS ASA NO0010791353	1.26	-0.79% -0.01		24/04/23 19:17:15	206,232 262,090.99
MULTICONSULT ASA NOK0.50 NO0010734338	11.85	1.28% 0.15		24/04/23 17:15:01	- -