

CAPRI HOLDINGS LTD

ISIN: VGG1890L1076 WKN: G1890L107

Overview

2024/04/26 08:01:33

Price
32.505 EURDifference  -0.06% (-0.02)

General attributes

ISIN	VGG1890L1076
Symbol	CPRI
Exchange	Frankfurt
Currency	EUR
Sector	Commerce
Security type	Stock
Market cap (m)	3,875 EUR
Benchmark	FTSE 100

Market data

Bid (Bid size)	-
Ask (Ask size)	-
Open	32.505 EUR
High	32.505 EUR
Low	32.505 EUR
Close (prev. day)	32.525 EUR
VWAP	32.79 EUR
Volume (pcs)	0
Trading volume	0.00
Number of trades	2
Last size	0

Futures and Options










Related Futures	-
Related Options	-

5y



Information about previous performance does not guarantee future performance.
Source: FactSet

Recent research

on sector	Date	Headline	Download
	2024/04/26	 Global Equity Ratings	
	2024/04/26	 Aktienempfehlungen Global	
	2024/04/03	 Global Equity Ratings	
	2024/04/03	 Aktienempfehlungen Global	
	2024/03/13	 Global Equity Ratings	

Details

2024/04/26 08:01:33

Price

32.505 EUR

Difference ▼ -0.06% (-0.02)

General attributes

ISIN	VGG1890L1076
Symbol	CPRI
Exchange	Frankfurt
Currency	EUR
Sector	Commerce
Security type	Stock
Market cap (m)	3,875 EUR
Benchmark	FTSE 100

Market data

Bid (Bid size)	-
Ask (Ask size)	-
Open	32.505 EUR
High	32.505 EUR
Low	32.505 EUR
Close (prev. day)	32.525 EUR
VWAP	32.79 EUR
Volume (pcs)	0
Trading volume	0.00
Number of trades	2
Last size	0

Performance and Risk

	6m	1y	3y
Perf (%)	-32.15%	-15.56%	-26.36%
Perf (abs.)	-15.40	-5.99	-11.64
Beta	0.15	0.77	1.20
Volatility	20.47	51.16	54.73

5y



Information about previous performance does not guarantee future performance.
Source: FactSet

Price data

Ø price 5 days Ø volume 5 days (pcs.)	33.861 EUR (160)
Ø price 30 days Ø volume 30 days (pcs.)	39.180 EUR (32)
Ø price 100 days Ø volume 100 days (pcs.)	42.742 EUR (20)
Ø price 250 days Ø volume 250 days (pcs.)	41.823 EUR (22)
YTD High date	46.800 EUR (2024/01/19)
YTD Low date	32.505 EUR (2024/04/26)
52 Weeks High date	49.660 EUR (2023/10/03)
52 Weeks Low date	30.705 EUR (2023/07/18)

Arbitrage views

Exchange	Date	Time	Price	Trading volume (mio.)	Number of trades
TradeGate	2024/04/26	22:26	33.225 EUR	0.00	1
Stuttgart	2024/04/26	10:32	32.34 EUR	0.00	4
NYSE	2024/04/26	22:00	35.54 USD	65.65	17,545
Frankfurt	2024/04/26	08:01	32.505 EUR	0.00	2
Duesseldorf	2024/04/	19:30	32.99 EUR	0.00	7

	26						
Berlin	2024/04/ 26	08:04	32.50 EUR	0.00			2

Company profile

Company Logo



Contact Details

CAPRI HOLDINGS LTD.

--

Telefon: -

Fax: -

E-mail: -

Company Profile

-

Members of Management Board

John D. Idol Chairman of Managing Board

Daniel T. Purefoy Member of Executive Committee

Jenna A. Hendricks Member of Executive Committee

Joshua Schulman Member of Executive Committee

Krista A. Mcdonough Member of Executive Committee

Thomas J. Edwards, Jr. Member of Executive Committee

Board of directors

Jane Thompson Member of Supervisory Board

Jean Tomlin Member of Supervisory Board

Judy Gibbons Member of Supervisory Board

Mahesh Madhavan Member of Supervisory Board

Marilyn Crouther Member of Supervisory Board

Robin Freestone Member of Supervisory Board

Stephen Reitman Member of Supervisory Board