

## BONESUPPORT HOLDING AB

ISIN: SE0009858152 WKN: -

## Overview

2024/10/17 16:36:56

Price

31.40 USD

Difference  -1.88% (-0.60)

## General attributes

ISIN SE0009858152

Symbol BONEX

Exchange FINRA other OTC Issues

Currency USD

Sector Chemical / Pharmaceutical / Health

Security type Stock

Market cap (m) 1,943 EUR

Benchmark OMX STOCKHOLM 30 INDEX

## Market data

Bid (Bid size) -

Ask (Ask size) -

Open 31.40 USD

High 31.40 USD

Low 31.40 USD

Close (prev. day) 32.00 USD

VWAP 31.462248 USD

Volume (pcs) 3,102

Trading volume 97,597.11

Number of trades 3

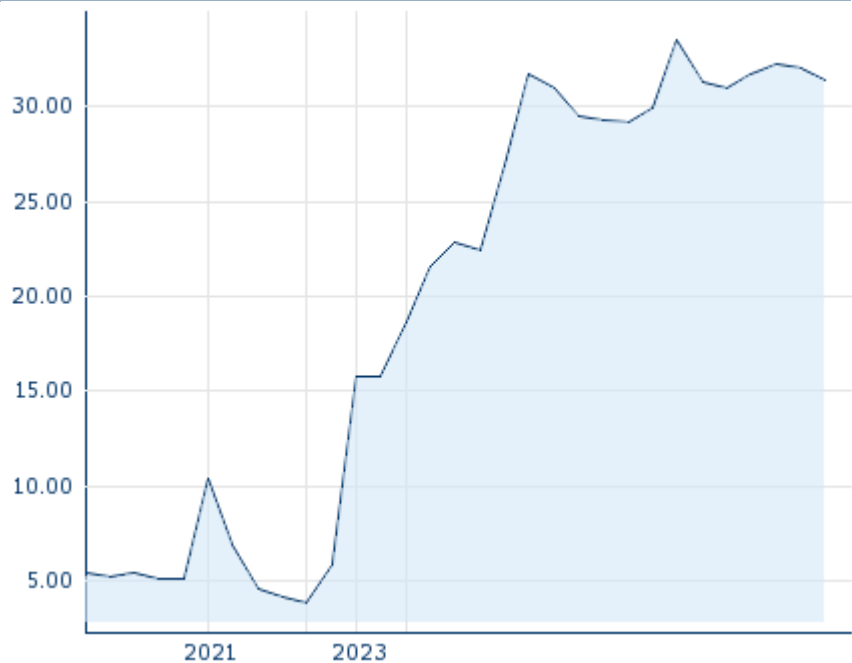
Last size 2,600

## Futures and Options

Related Futures -

Related Options -

5y





Information about previous performance does not guarantee future performance.

Source: FactSet

## Recent research

on sector

Date	Headline	Download
2024/10/14	 Aktienempfehlungen Österreich	
2024/09/27	 Global Equity Ratings	
2024/09/27	 Aktienempfehlungen Global	
2024/09/23	 Aktienempfehlungen Österreich	
2024/09/13	 Equity Weekly	

## Details

2024/10/17 16:36:56

## Price

31.40 USD

Difference  -1.88% (-0.60)

## General attributes

ISIN SE0009858152

Symbol BONEX

Exchange FINRA other OTC Issues

Currency USD

Sector Chemical / Pharmaceutical / Health

Security type Stock

Market cap (m) 1,943 EUR

Benchmark OMX STOCKHOLM 30 INDEX

## Market data

Bid (Bid size) -

Ask (Ask size) -

Open 31.40 USD

High 31.40 USD

Low 31.40 USD

Close (prev. day) 32.00 USD

VWAP 31.462248 USD

Volume (pcs) 3,102

Trading volume 97,597.11

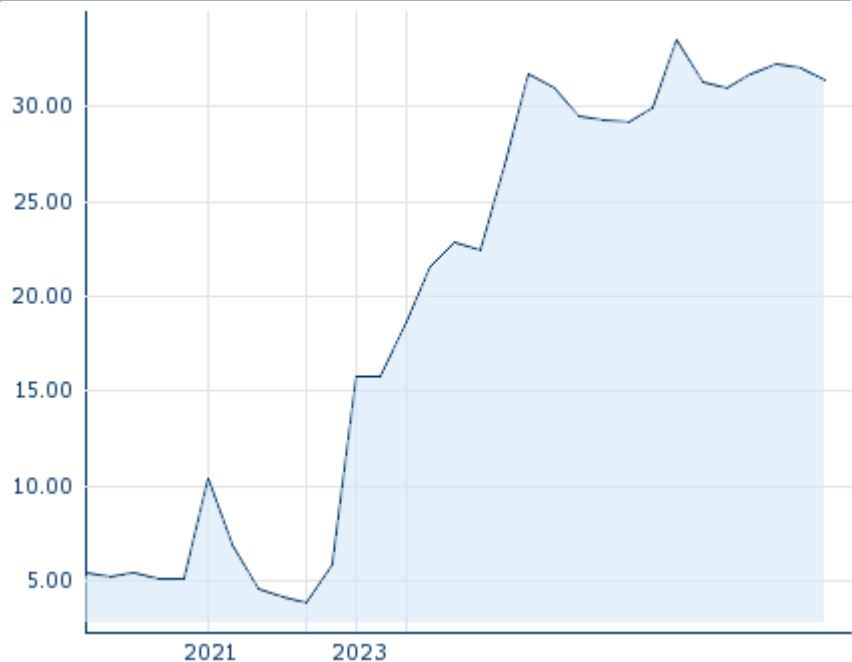
Number of trades 3

Last size 2,600

## Performance and Risk

	6m	1y	3y
Perf (%)	-	-	+582.64%
Perf (abs.)	-	-	+26.80
Beta	0.91	0.65	0.76
Volatility	48.18	43.10	36.80

5y



Information about previous performance does not guarantee future performance.

Source: FactSet

## Price data

Ø price 5 days   Ø volume 5 days (pcs.)	31.82 USD (972)
Ø price 30 days   Ø volume 30 days (pcs.)	31.05 USD (926)
Ø price 100 days   Ø volume 100 days (pcs.)	30.75 USD (292)
Ø price 250 days   Ø volume 250 days (pcs.)	27.37 USD (262)
YTD High   date	33.50 USD (2024/10/08)
YTD Low   date	18.60 USD (2024/02/23)
52 Weeks High   date	33.50 USD (2024/10/08)
52 Weeks Low   date	15.74 USD (2023/11/21)

## Arbitrage views

Exchange 	Date	Time	Price	Trading volume (mio.)	Number of trades
Tradegate	2024/10/18	22:26	29.50 EUR	0.05	33
Stuttgart	2024/10/18	08:07	29.28 EUR	0.00	3
Nasdaq Stockholm	2024/10/18	18:00	337.20 SEK	42.78	1,399
Munich	2024/10/18	09:35	29.24 EUR	0.00	2
London Stock	2024/10/18	17:19	336.332 SEK	0.40	36

Exchange	17					
Frankfurt	2024/10/ 18	20:00	29.20 EUR	0.00		8
FINRA other OTC Issues	2024/10/ 17	16:36	31.40 USD	0.10		3
Duesseldorf	2024/10/ 18	19:30	29.14 EUR	0.00		6
Berlin	2024/10/ 18	19:35	29.50 EUR	0.00		15

## Company profile

### Company Logo



### Company Profile

-

### Contact Details

BONESUPPORT HOLDING

--

----

Telefon: -

Fax: -

E-mail: -